

# Amazon Cases & Racks™

cp cases 

Amazon Cases & Racks™



A lush tropical forest scene with large palm fronds in the foreground and a dense canopy of green trees in the background. A river is visible in the lower right corner.

# Contents

**2** Overview

## **Amazon Cases**

**4** Features

**5** Sizes and Numbering

**6** Size List

**8** Accessories

**10** Applications

## **Amazon Racks**

**12** Features

**13** Sizes and Numbering

**14** Size List

**15** Applications

**16** Accessories

**20** Other CP Products  
and Services

# Introducing Amazon

Created with one thing in mind, Amazon Cases and Racks give the ultimate protection to valuable and essential equipment during transport anywhere in the world.

# Overview

Amazon Cases and Racks have a unique patented design that offers a tough, lightweight, customizable system that can be tailored to the client's requirements and individual needs.

Rotationally molded (rotomolded) using virgin polyethylene, Amazon Cases and Racks are highly resistant to impact and drop/shock, temperature extremes and vibration, as well as water and dust ingress, and can be modified to include features such as flame retardant, anti-static and low infrared reflectivity.


Nitrogen-blown polyethylene foam inserts provide unmatched levels of impact absorbency and support for the contents, and the inert nature of the foam means there is no chance of chemical contamination or corrosion to the equipment inside (as is possible with other foam types).

Robust low-profile cam-operated butterfly latches are securely attached to fully encapsulated steel inserts, allowing 'no hassle' in the field replacement if ever required. A silicon gasket ensures dust and watertight integrity between the lid and the base.

For larger cases, recessed wheels can be added to aid manual handling. These 2 3/4" diameter high performance 'blade wheels' do not impinge the stacking or storage footprint.

Other build options include stainless steel anchor points with 180° movement for tie down to transport systems or crane lifting and replacement stainless steel handles as well as a padlockable version of the latch for extra security.

Tough, lightweight rotomolded cases and 19-inch racks suited for use in extreme conditions



Ideal for defense, marine, security, aerospace, oil and gas, satellite and telecommunication applications worldwide, Amazon Cases and Racks give all the advantages of rotomolding but without the normal thick wall cavity, restrictive openings and bulky deep lids, giving more space for any given case size.

Inside an Amazon Rack there is more innovation. A lightweight high tensile aluminum frame, suspended by elastomeric anti-vibration mounts, provides superior 'sway-space' between the frame and the outer container and is the best possible way to safeguard delicate equipment. More robust and stainless steel variants are custom-made for heavy payloads and corrosive environments.



# Amazon Case Features















## Amazon Cases®

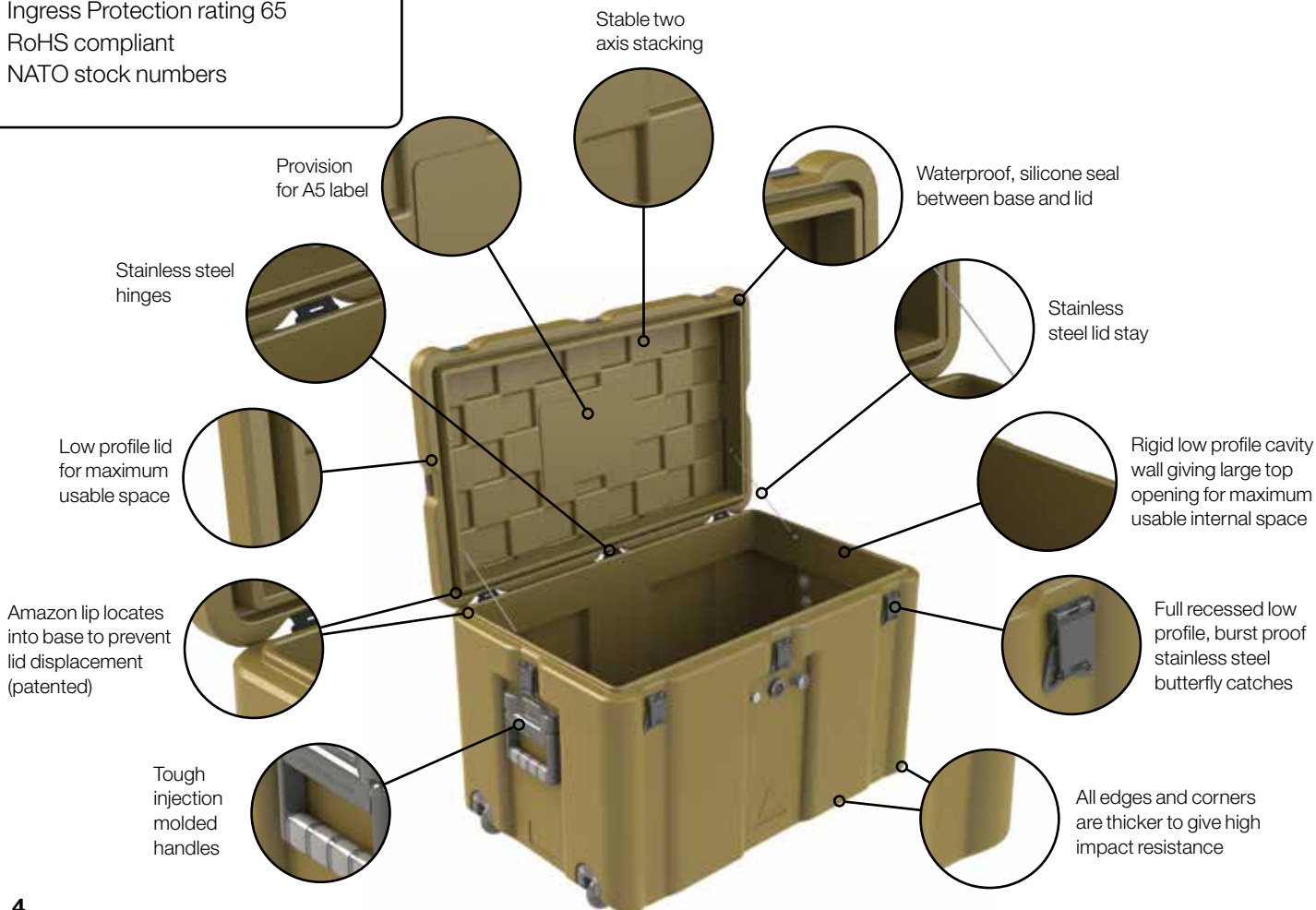
All Amazon Cases are produced using rotomolding. Ideal for making tough, waterproof products and utilizing a high quality polymer that thickens at the edges and corners for extra strength and impact resistance, Amazon has brought rotomolded containers to a new level for the 21st century by using decades of experience in case design and manufacturing.

This results in a range of cases that are tougher and yet more spacious than any comparable product.


### Amazon Cases & Racks carry the following accreditations and standards:

MIL-STD-810F  
 DEF STAN 00-35  
 Ingress Protection rating 65  
 RoHS compliant  
 NATO stock numbers

-  **Appearance** Colors molded right through to retain appearance if scratched
-  **Colors** Available in Olive Drab, Grey, Black and Desert Tan, with other colors available for orders of 25 or more – all colors are UV stabilized
-  **Handles** Heavy-duty plastic injection molded handles with soft grip thermo-plastic rubber overmold
-  **Lid** Strong, rigid, low profile lid for maximum space utilization
-  **Lip** Molded-in Amazon lip that engages positively with body to eliminate lid displacement when subjected to sideways force (Patented)
-  **NATO Stock Numbers** available on request
-  **Patented** Unique patented design
-  **Rotomolded** from high grade, virgin polyethylene for strength and impact absorption
-  **Safe** All edges and corners are rounded and bevelled for safe and comfortable carrying
-  **Seal** Waterproof silicone lid seal stable in temperatures from -40°F to +158°F
-  **Space** Maximized capacity versus external size
-  **Stacking** Two axis location and engagement feature for positive stacking
-  **Temperature** Stable in temperatures from -40°F to +158°F
-  **Tough** Corrosion proof and resistant to solvents and acids



# Sizes and Numbering

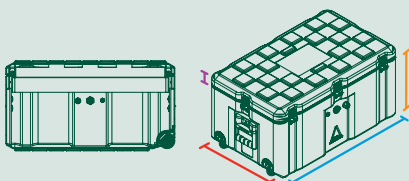


## Size Numbering System

AC	30	18	—	13	03	/AC
Amazon Case code	Length	Width		Base height	Lid Height	Suffix

## Key to Suffix

/AC	/FL
All Catch Only	Fork Lift



Scale comparison of Amazon Case AC3018-1303 to a 6ft / 1.83m tall man

## Key to NATO Stock Numbering (NSN)

NSN 8145	—	00	—	123-4567
NATO Supply Classification Code		Issuing NCB 00= NA		Unique ID number

# Amazon Case Size List

Part Number	External Dims (in)			Internal Dims (in)			Volume	Weight**	Handles	Catches	Hinges	Wheels*
	L	W	H	L	W	H	Ft³	Lbs	No.	No.	Y/N	Y/N
AC1812-0303	18.0	12.0	6.0	14.7	8.7	4.6	0.7	9.0	1	2	N	N
AC1812-0804	18.0	12.0	12.0	14.7	8.7	10.6	1.4	13.4	2	2	Y	N
AC1812-0903	17.7	11.8	11.8	15.4	9.4	10.2	1.4	11.0	2	2	Y	N
AC2018-1303	19.7	17.7	15.7	17.3	15.4	14.2	3.2	18.7	2	4	Y	N
AC2019-1503	19.7	18.9	17.7	17.3	16.5	16.1	3.2	12.8	2	4	Y	N
AC2217-2404	22.0	17.3	28.0	18.7	14.0	26.6	6.0	21.4	2	6	Y	N
AC2412-2103	23.6	11.8	23.6	21.3	9.4	22.0	3.9	20.7	2	5	Y	N
AC2416-1703	23.6	15.7	19.7	21.3	13.4	18.1	4.2	24.0	2	5	Y	N
AC2418-0804	24.0	18.0	12.0	20.7	14.7	10.6	3.2	17.0	2	5	Y	N
AC2418-0903	23.6	17.7	11.8	21.3	15.4	10.2	2.8	20.3	2	5	Y	N
AC2418-1303	23.6	17.7	15.7	21.3	15.4	14.2	3.9	21.2	2	5	Y	N
AC2418-1604	24.0	18.0	20.5	20.7	14.7	19.1	5.1	21.5	2	5	Y	N
AC2418-1703	24.0	18.0	20.5	20.7	14.7	19.1	5.1	21.5	2	5	Y	N
AC2424-1703	23.6	23.6	19.7	21.3	21.3	18.1	6.4	28.7	4	7	Y	N
AC2424-1806	24.0	24.0	24.0	20.7	20.7	21.6	8.1	30.9	4	7	Y	N
AC2424-2103	23.6	23.6	23.6	21.3	21.3	22.0	7.8	34.2	4	7	Y	N
AC2920-1204	29.3	20.3	16.0	26.0	17.0	14.6	5.5	28.0	2	5	Y	N
AC3018-1303	29.5	17.7	15.7	27.2	15.4	14.2	4.9	27.1	2	5	Y	Y
AC3018-1703	29.5	17.7	19.7	27.2	15.4	18.1	6.0	30.2	2	5	Y	Y
AC3018-2103	29.5	17.7	23.6	27.2	15.4	22.0	7.1	34.0	2	5	Y	Y
AC3024-0903	29.5	23.6	11.8	27.2	21.3	10.2	4.9	28.7	4	7	Y	Y
AC3024-1303	29.5	23.6	15.7	27.2	21.3	14.2	6.4	29.5	4	7	Y	Y
AC3024-1703	29.5	23.6	19.7	27.2	21.3	18.1	8.1	35.1	4	7	Y	Y
AC3024-2103	29.5	23.6	23.6	27.2	21.3	22.0	9.5	37.9	4	7	Y	Y
AC3219-1003	32.3	19.0	12.6	29.0	15.7	11.2	4.6	26.5	2	5	Y	Y
AC3421-0425/AC	34.0	21.0	29.9	30.7	17.6	28.1	12.4	39.7	6	10	N	Y
AC3421-2504/AC	34.0	21.0	29.5	30.7	17.7	27.6	12.4	39.7	4	10	N	Y
AC3430-0624/AC	34.0	29.3	29.9	30.7	26.0	28.1	17.3	48.9	4	12	N	Y
AC3430-2406/AC	34.0	29.3	29.9	30.7	26.0	28.1	17.3	49.0	4	12	N	Y
AC3530-0903/AC	35.4	29.5	12.2	32.1	26.2	9.1	7.4	36.2	4	14	N	Y
AC3618-0903	35.4	17.7	11.8	33.1	15.4	10.2	4.2	28.0	2	6	Y	Y
AC3618-1303	35.4	17.7	15.7	33.1	15.4	14.2	5.7	31.1	2	6	Y	Y
AC3618-1311/AC	35.4	17.7	23.6	32.1	14.4	22.0	8.5	31.1	2	10	N	Y
AC3618-1703	35.4	17.7	19.7	33.1	15.4	18.1	7.2	32.5	2	6	Y	Y
AC3618-2103	35.4	17.7	23.6	33.1	15.4	22.0	8.6	34.0	2	6	Y	Y
AC3624-1113/AC	35.4	23.6	23.6	33.1	21.3	22.0	11.3	49.8	8	12	N	Y
AC3624-1117/AC	35.4	23.6	27.6	33.1	21.3	26.0	13.4	44.1	8	12	N	Y
AC3624-1121/AC	35.4	23.6	31.5	33.1	21.3	29.9	15.2	59.1	8	12	N	Y
AC3624-1129/AC	35.4	23.6	39.4	33.1	21.3	37.8	19.1	78.3	8	12	N	Y
AC3624-1303	35.4	23.6	15.7	33.1	21.3	14.2	7.6	38.5	4	8	Y	Y
AC3624-1311/AC	35.4	23.6	23.6	33.1	21.3	22.0	11.3	49.8	8	12	N	Y



Part Number	External Dims (in)			Internal Dims (in)			Volume	Weight**	Handles	Catches	Hinges	Wheels*
	L	W	H	L	W	H	Ft³	Lbs	No.	No.	Y/N	Y/N
AC3624-1606	36.0	24.0	22.0	32.7	20.7	19.6	10.9	43.9	4	8	Y	N
AC3624-1703	35.4	23.6	19.7	33.1	21.3	18.1	9.5	43.2	4	8	Y	Y
AC3624-1711/AC	35.4	23.6	27.6	33.1	21.3	26.0	13.4	44.1	4	8	N	Y
AC3624-2004	35.4	23.6	23.6	33.1	21.3	22.0	8.5	34.0	2	6	Y	Y
AC3624-2111/AC	35.4	23.6	31.5	33.1	21.3	29.9	15.2	59.1	8	12	N	Y
AC3624-2903	35.4	23.6	31.5	33.1	21.3	29.9	15.2	57.1	4	8	Y	Y
AC3624-2911/AC	35.4	23.6	39.4	33.1	21.3	37.8	19.1	78.3	8	12	N	Y
AC3737-1718/AC/FL	37.3	37.3	35.0	34.0	34.0	30.1	28.2	57.8	8	16	N	N
AC4130-0903/AC	41.3	29.5	12.2	38.0	26.2	9.1	10.9	40.8	4	16	N	Y
AC4234-0624 /AC	42.0	34.0	29.9	38.7	31.5	28.1	24.7	65.5	8	14	N	Y
AC4234-2406 /AC	42.0	34.0	29.9	38.7	31.5	28.1	24.7	65.5	8	14	N	Y
AC4818-1311/AC	47.2	17.7	23.6	43.9	14.4	22.0	11.3	43.0	2	12	N	Y
AC4824-1604	47.2	23.6	19.7	44.9	21.3	18.1	12.7	59.3	4	9	Y	Y
AC4824-2103	47.2	23.6	23.6	44.9	21.3	22.0	15.2	60.2	4	9	Y	Y
AC4830-0513 /AC	47.2	29.5	17.7	43.9	26.2	15.9	14.5	54.2	4	14	N	Y
AC4830-0903 /AC	47.2	29.5	12.2	43.9	26.2	9.1	9.9	45.2	4	16	N	Y
AC4830-1305 /AC	47.2	29.5	17.7	43.9	26.2	15.9	14.5	54.2	4	14	N	Y
AC5134-0624/AC	50.4	34.0	29.9	47.1	30.7	27.6	29.7	76.1	8	16	N	Y
AC5134-2406/AC	50.4	34.0	29.9	47.1	30.7	27.6	29.7	76.1	8	16	N	Y
AC5318-1104	53.0	18.0	15.0	49.7	14.7	12.6	8.5	40.3	4	7	Y	N
AC5329-1609/AC/FL	53.3	29.3	28.5	50.0	26.0	24.1	25.8	78.9	8	16	N	N
AC5330-0903 /AC	53.3	29.5	12.2	49.8	26.2	9.1	10.9	49.6	4	18	N	Y
AC5919-0765/AC	59.3	19.0	14.0	56.0	15.7	11.6	9.1	54.9	4	12	N	N
AC6018-1311/AC	59.1	17.7	23.6	55.7	14.4	22.0	14.5	52.2	2	14	N	Y
AC6030-0513/AC	59.1	29.5	17.7	55.7	26.2	15.9	17.9	65.2	4	16	N	Y
AC6030-1305/AC	59.1	29.5	17.7	55.7	26.2	15.9	18.0	65.3	4	16	N	Y
AC6334-0624/AC	62.2	34.0	29.9	58.9	31.5	28.1	36.7	89.8	8	18	N	Y
AC6334-2406/AC	62.2	34.0	29.9	58.9	31.5	28.1	36.7	89.7	8	18	N	Y
AC7118-1311/AC	70.9	17.7	23.6	67.5	14.4	22.0	17.3	61.3	2	16	N	Y
AC7130-0513/AC	70.9	29.5	17.7	67.6	26.2	15.9	21.5	76.5	4	18	N	Y
AC7130-1305/AC	70.9	29.5	17.7	67.6	26.2	15.9	21.5	76.5	4	18	N	Y
AC8122-0906/AC	81.0	22.0	15.2	78.0	19.0	14.0	15.7	71.4	8	18	N	N
AC8318-1311/AC	82.7	17.7	23.6	79.3	14.4	22.0	20.1	72.3	6	18	N	Y
AC9518-1311/AC	94.5	17.7	23.6	91.1	14.4	22.0	23.0	81.1	6	20	N	Y
AC10718-1311/AC	106.3	17.7	24.4	102.6	14.4	22.0	25.8	90.4	6	22	N	Y

\* Wheels for Amazon Cases are fitted as option

\*\* Approximate weight

All information believed to be correct at time of publication. No liability accepted for decisions made as a result of errors. Specifications may change without notice.

# Amazon Case Accessories

## Automatic Pressure Relief Valve (PRV)

A two-way automatic pressure relief valve with manual override release push button enables the pressure equalization of the pressure inside and outside the container.

AAPRV



## Gore® Membrane Vent

A Gore® membrane vent allowing gradual equalization of internal and external pressure without ingress of dust or water.

AAGTV



## Humidity Indicator

Humidity indicator and replaceable desiccant container for effective humidity control during long-term storage.

AAHI



## Padlockable Latches

Both types of latch can be replaced with a padlockable latch which takes a padlock with a hasp diameter up to .35".

AABTPL/BK



## Butterfly Latches

Standard cam-operated butterfly latch.

AAL/BK



AALPL/BK



## Injection Molded Handles

The number of handles supplied with standard cases is shown in the size list. Additional injection molded handles can be fitted if required.

AAHPL/BK



## Lockable Toggle Latch

Toggle latch with integrated lock.

AALC236/BK



## Steel Handles

Black steel handles are available as an alternative to the injection molded handles supplied as standard.

AAHSB/BK



AATD001/BK



## Forklift Skids

Robust spacers used during the storage of cases and racks to facilitate access for forklift skids.

AAFS19-2/BK for AC3618-AC4818  
 AAFS19-2-1W/BK for AC6018-AC10718  
 AAFS24-2/BK for AC3624  
 AAFS24-3/BK for AC4824  
 AAFS29-2/BK for AC4830  
 AAFS29-3/BK for AC6030  
 AAFS29-4/BK for AC7130  
 AAFS34-2/BK for AC4234  
 AAFS34-3/BK for AC5134  
 AAFS34-4/BK for AC6334



## Cables & Accessory Storage Pouches

Zipped pouch that can be secured in place in both shallow and deep rack lids for the storage of cabling and leads. Cable pouches can be retro fitted by users without the use of tools.

Available on request



## Interstacker

Interstacker allows Amazon Racks to be stacked securely onto Amazon Cases. The same interstacker can be fitted with 4 x 4" / 100mm castors to provide secure location and movement of heavy loads up to 660lbs / 300kg.

AAINT610/BK



## Labels & Label Holders

Labeling options include engraved metal, back printed, non-scratch polycarbonate and write-on/ wipe-off labels, and document holders.

AAWWLA5

AAA5DH



## Wheels & Wheelboards

Cases greater than 30" in length have provision for fitting optional 2.75" 'roller-blade' recessed wheels.

All racks can be fitted with two optional recessed wheels, housed in the deeper 5" lid. These robust wheels allow ease of handling with heavier loads and do not protrude beyond the external dimensions of the case or racks. They are designed to come into operation as the case or rack is tilted, but do not interfere with stacking or stowage. Two additional handles are provided on the front lid of racks fitted with wheels.

Wheel recess covers are also available.

AAINT24 W/BK

AAW001

AAWC/BK



# Amazon Case Applications

Certification and accreditations are available on request





## Applications in

- Maritime
- Offshore & Geophysical
- Aerospace
- Secure Telecommunications
- Satellite Uplinks

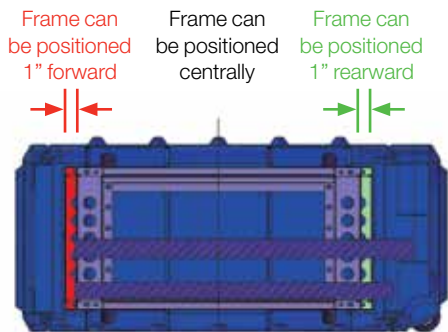
# Amazon Rack Features

## Amazon Racks

Amazon design skills have also been applied to produce a new generation of 19-inch racks to protect electronic, IT and telecommunications equipment against climatic extremes and rough handling in field conditions. Amazon Racks combine the tough resilience of a rotomolded case with a lightweight chassis and a unique elastomeric suspension system.

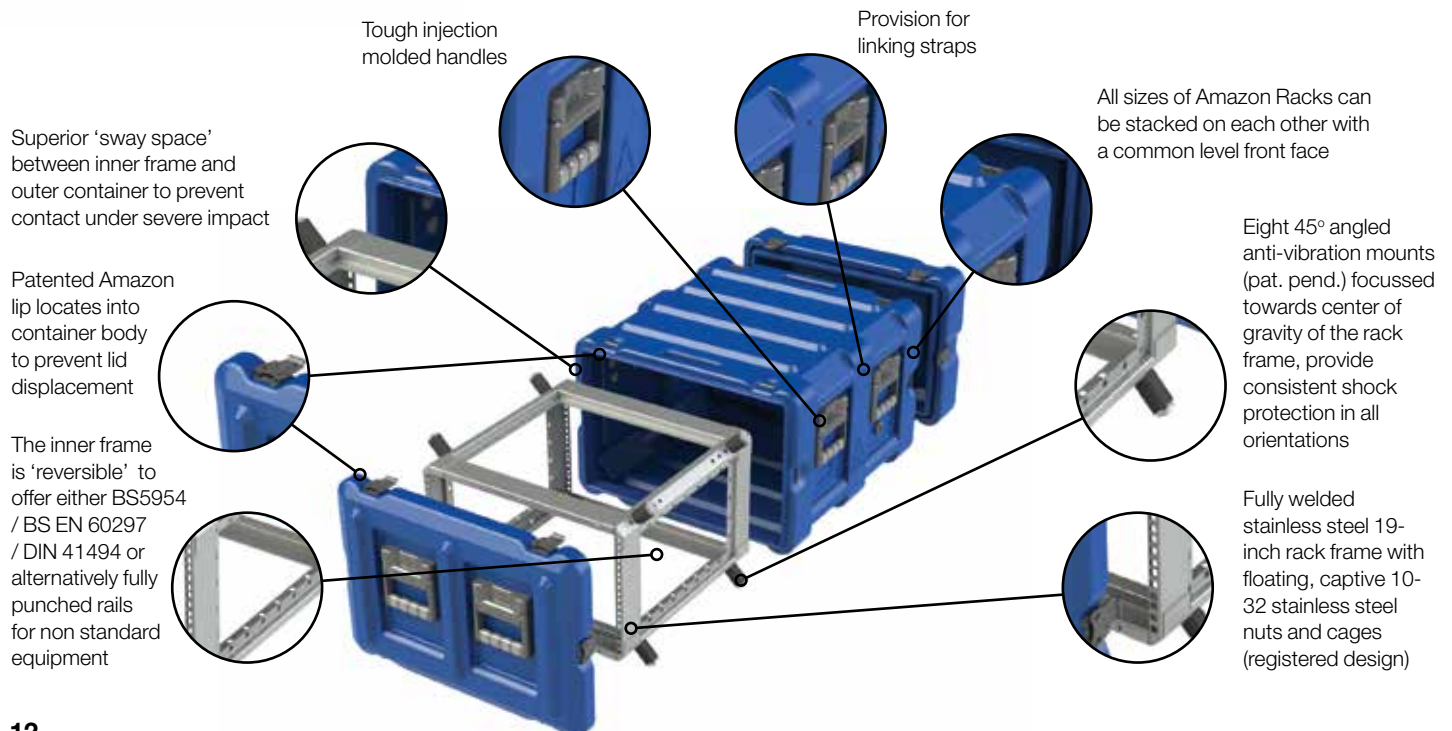
## Rack Positioning

All Amazon Racks (excluding the removable 'EasyGlide' option) have a user-adjustable inner rack chassis that can be positioned 1" forward or back from its central position to allow the accommodation of varying front panel and rear wiring needs.




## Design features in addition to those of Amazon Cases include:

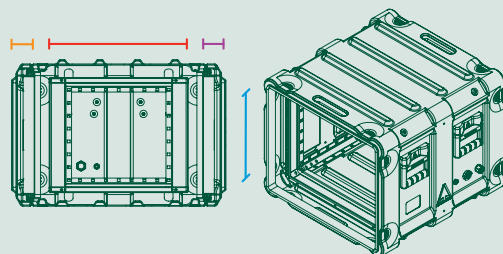
- U Size** Available from 4U to 14U with various standard 19-inch inner frame depth options
- Mounts** Eight 45° angled elastomeric anti-vibration mounts (pat. pend.) with a choice of Shore hardness grades, angled towards center of gravity of the rack frame, provide optimized shock protection in all orientations.
- Sway** Superior 'sway-space' between inner frame and outercase to prevent contact with outer container under severe impact
- EasyGlide™** Optional 'EasyGlide' (pat. pend.) removable, self-anchoring, internal frame system for convenience and speed of maintenance/replacement of equipment
- RoHS Restriction of Hazardous Substances** The inner rack frame and all fittings are stainless steel, making Amazon Racks totally RoHS compliant
- Fixing Holes** Rack frame has additional 10-32 fixing holes in the rear face to accommodate non-standard equipment
- Fasteners** Standard, stainless steel 10-32 threaded fasteners secure electronic equipment into floating stainless steel cage nuts at both front and rear of frame, providing ease of equipment fitting – all threaded fasteners are field replaceable, no special tool required
- Stacking** All racks have positive stacking, aligning at the front face
- Standards** Internal rack frame conforms to BS5954 / BS EN 60297 / DIN 41494
- Suitable for Corrosive Environments** Stainless steel chassis is available if the rack is to be used in saltwater environments
- Very Heavy Payloads** More robust chassis is available for heavy loads



# Sizes and Numbering



Scale comparison of Amazon Rack AR0819-0303 to a 6ft / 1.83m tall man



## Size Numbering System

<b>AR</b>	<b>08</b>	<b>19</b>	—	<b>03</b>	<b>03</b>
Amazon Rack	Unit U-height	Chassis depth (in)		Lid depth front (in)	Lid depth rear (in)

# Amazon Rack Size List

Part Number	External (in)			U-Height	Chassis Depth	Max Equipment Depth*	Volume	Weight**	Handles	Catches
	H	D	W	U	IN	IN	Ft³	Lbs	No.	No.
AR0419-0303	12.9	29.1	23.0	4	19	24.4*	4.9	34.0	4	12
AR0419-0305	12.9	31.3	23.0	4	19	24.4*	5.3	37.0	4	12
AR0424-0303	12.9	34.3	23.0	4	24	29.5*	6.0	36.8	4	12
AR0424-0305	12.9	36.4	23.0	4	24	29.5*	6.4	39.9	4	12
AR0434-0303	12.9	44.5	23.0	4	34	39.8*	7.8	42.5	4	12
AR0434-0305	12.9	46.7	23.0	4	34	39.8*	7.8	45.6	4	12
AR0619-0303	16.4	29.1	23.0	6	19	24.4*	6.4	36.4	4	12
AR0619-0305	16.4	31.3	23.0	6	19	24.4*	6.7	39.5	4	12
AR0624-0303	16.4	34.3	23.0	6	24	29.5*	7.4	39.2	4	12
AR0624-0305	16.4	36.4	23.0	6	24	29.5*	7.8	42.3	4	12
AR0634-0303	16.4	44.5	23.0	6	34	39.8*	9.5	45.0	4	12
AR0634-0305	16.4	46.7	23.0	6	34	39.8*	10.2	48.1	4	12
AR0819-0303	19.9	29.1	23.0	8	19	24.4*	7.8	45.2	4	16
AR0819-0305	19.9	31.3	23.0	8	19	24.4*	8.1	48.3	4	16
AR0824-0303	19.9	34.3	23.0	8	24	29.5*	9.2	48.1	4	16
AR0824-0305	19.9	36.4	23.0	8	24	29.5*	9.5	51.1	4	16
AR0829-0303	19.9	39.4	23.0	8	29	34.6*	10.2	50.9	4	16
AR0829-0305	19.9	41.5	23.0	8	29	34.6*	10.9	53.8	4	16
AR1019-0303	23.4	29.1	23.0	10	19	24.4*	9.2	48.7	4	20
AR1019-0305	23.4	31.3	23.0	10	19	24.4*	9.9	51.8	4	20
AR1024-0303	23.4	34.3	23.0	10	24	29.5*	10.6	51.6	4	20
AR1024-0305	23.4	36.4	23.0	10	24	29.5*	11.3	54.7	4	20
AR1219-0303	26.9	29.1	23.0	12	19	34.6*	10.6	51.1	4	20
AR1219-0305	26.9	31.3	23.0	12	19	34.6*	11.3	54.2	4	20
AR1224-0303	26.9	34.3	23.0	12	24	24.4*	12.4	54.0	4	20
AR1224-0305	26.9	36.4	23.0	12	24	24.4*	13.1	57.1	4	20
AR1419-0303	30.4	29.1	23.0	14	19	29.5*	12.0	54.7	4	24
AR1419-0305	30.4	31.3	23.0	14	19	29.5*	12.7	57.8	4	24
AR1424-0303	30.4	34.3	23.0	14	24	34.6*	14.1	57.5	4	24
AR1424-0305	30.4	36.4	23.0	14	24	34.6*	14.8	60.6	4	24

\* Defines max equipment depth that can be fitted in the chassis, provided:

- 1 The chassis is forward mounted by 1"
- 2 The rack has a deep (5") rear lid
- 3 The equipment is not mounted in the lowest U-Space (drawings available on request)

\*\* Approximate weight

## Wheel Options for Amazon Racks

Part numbers ending 0303 have two shallow lids (3"), front and rear. For optional wheels, select part numbers ending 0305, which have one shallow lid front (3") and one deep lid rear (5") to accommodate wheel recess.

When wheels are required, 2x edge wheels are factory-fitted to the rear (5") lid, and 2x handles are fitted to the front (3") lid to facilitate easy lift and roll.



# Amazon Rack Applications

Certification and accreditations are available on request



# Amazon Rack Accessories

## Elastomeric Mount Options

Stiffer elastomeric mounts are available for payloads in excess of 110lbs. Elastomeric mounts can also be fitted in tandem at each corner of the internal suspended frame, to give a total of 16 anti-vibration mounts. This provides a controlled ride for very heavy loads.

AAAVM458 Fit additional 8 AV mounts, 45 shore hardness  
 AAAVM608 Fit additional 8 AV mounts, 60 shore hardness  
 AAAVM45 Supply only additional 8 AV mounts, 45 shore hardness  
 AAAVM60 Supply only additional 8 AV mounts, 60 shore hardness



## Wire Rope Anti-Vibration Mounts

Wire rope isolators can be fitted in place of elastomeric mounts. These comprise of stainless steel stranded cable, threaded through aluminum alloy retaining bars, for effective vibration isolation. Their corrosion-resistance, all-metal construction, gives high-performance shock and vibration protection in hostile environments and are unaffected by temperature extremes, chemicals, oils, solvents and abrasives.

AAWRM



## Protective Skirts

For protection against the ingress of rain under operational conditions with the lid removed, a flexible rubber skirt can be fitted between the outer casing and the internal rack frame. It is important to ensure that equipment front panels are watertight to prevent water entry.

AAPS04 for 4U rack  
 AAPS06 for 6U rack  
 AAPS08 for 8U rack  
 AAPS10 for 10U rack  
 AAPS12 for 12U rack  
 AAPS14 for 14U rack



## Cable Storage Pouch

Zipped pouch that can be secured in place in both shallow and deep rack lids for the storage of cabling and leads. Cable pouches can be retro fitted by users without the use of tools.

AASP0403/BK for 4U rack x 3" lid  
 AASP045/BK for 4U rack x 5" lid  
 AASP0603/BK for 6U rack x 5" lid  
 AASP065/BK for 6U rack x 3" lid  
 AASP0803/BK for 8U rack x 5" lid  
 AASP085/BK for 8U rack x 3" lid  
 AASP1003/BK for 10U rack x 5" lid  
 AASP105/BK for 10U rack x 3" lid  
 AASP1203/BK for 12U rack x 5" lid  
 AASP125/BK for 12U rack x 3" lid  
 AASP1403/BK for 14U rack x 5" lid  
 AASP145/BK for 14U rack x 5" lid



## EasyGlide™ (Removable Chassis System)

Removable 'EasyGlide' chassis frame option allows the complete withdrawal of the 19" inner frame in constricted spaces or semi-permanent installations, without loss of anti-vibration characteristics.

AAEGS0419 for 4U chassis x 19"  
 AAEGS0424 for 4U chassis x 24"  
 AAEGS0619 for 6U chassis x 19"  
 AAEGS0624 for 6U chassis x 24"  
 AAEGS0819 for 8U chassis x 19"  
 AAEGS0824 for 8U chassis x 24"  
 AAEGS0834 for 8U chassis x 34"  
 AAEGS1019 for 10U chassis x 19"  
 AAEGS1024 for 10U chassis x 24"  
 AAEGS1219 for 12U chassis x 19"  
 AAEGS1224 for 12U chassis x 24"  
 AAEGS1419 for 14U chassis x 19"



## Lid Hangers

For storage of lids while the rack is in use. This is a factory fit only item.

AALH/BK



### Lockable Toggle Latch

Toggle latch with integrated lock.

AALC236/BK



### Padlockable Latches

Both types of latch can be replaced with a padlockable latch which takes a padlock with a hasp diameter up to .35".

AABTPL/BK



### Injection Molded Handles

The number of handles supplied with standard cases is shown in the size list. Additional injection molded handles can be fitted if required.

AAHPL/BK



### Earthing / Grounding Point

Earthing / grounding points can be fitted to allow for discharge of static electricity from the inner rack frame and its mounted equipment.

AAET



### Butterfly Latches

Standard cam-operated butterfly latch.

AAL/BK



AABTPL/BK



### Steel Handles

Black steel handles are available as an alternative to the injection molded handles supplied as standard.

AAHSB/BK



AATD001/BK



### Wheels & Wheelboards

All racks can be fitted with two optional recessed wheels, housed in the deeper 5" lid. These robust wheels allow ease of handling with heavier loads and do not protrude beyond the external dimensions of the case or racks. They are designed to come into operation as the case or rack is tilted, but do not interfere with stacking or stowage. Two additional handles are provided on the front lid of racks fitted with wheels.

Wheel recess covers are also available.

AAINT24W/BK



AAW002



AAWC/BK



# Amazon Rack Accessories

## Insect Hood

Transparent membrane to protect sensitive equipment while still allowing visual access to the rack.


AAMN04 for 4U Amazon rack  
 AAMN06 for 6U Amazon rack  
 AAMN08 for 8U Amazon rack  
 AAMN10 for 10U Amazon rack  
 AAMN12 for 12U Amazon rack  
 AAMN14 for 14U Amazon rack



## Stiffening Ring

Additional strengthening capability for rack access ports.

AASR04 for 4U Amazon rack  
 AASR06 for 6U Amazon rack  
 AASR08 for 8U Amazon rack  
 AASR10 for 10U Amazon rack  
 AASR12 for 12U Amazon rack  
 AASR14 for 14U Amazon rack



## Fixed Support Rails

Fixed rails can be user fitted to 19" and 24" deep frames to support heavy/deep equipment, in addition brackets and fixings can be designed and supplied for installing non 19 inch equipment within the rack frame.

AASR19 for 19" chassis  
 AASR24 for 24" chassis  
 AASR29 for 29" chassis  
 AASR34 for 34" chassis



## Support Shelves

Stainless steel full width shelf to provide extra support for heavy payloads.

AASSFW19 for 19" chassis  
 AASSFW24 for 24" chassis  
 AASSFW29 for 29" chassis  
 AASSFW34 for 34" chassis



## Labeling

Labeling options include engraved metal, back printed, non-scratch polycarbonate and write-on/wipe-off labels, and document holders.

Available on request



## Fixings

10-32 Stainless Steel Cage Nut and Panel Screw (pack of 12).

AA423



## Rack Straps

Secures racks together when stacked. All racks align at the front regardless of rack depth.

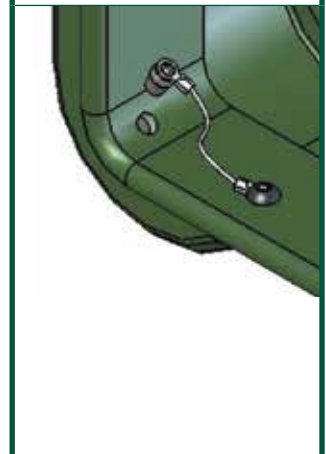
AAPLS/BK



## Rack Drainage

The optional drain hole allows water to be drained whilst retaining the integrity of the outer container with the lids in place.

AADH



### Automatic Pressure Relief Valve (PRV)

A two-way automatic pressure relief valve with manual override release push button enables equalization of the pressure inside and outside the container.

AAPRV



### Gore® Membrane Vent

A Gore® membrane vent allowing gradual equalization of internal and external pressure without ingress of dust or water.

AAGTV



### Humidity Indicator

Humidity indicator and replaceable desiccant container for effective humidity control during long-term storage.


AAHI



### Air Management & Climate Control

Two 12V axial fans, with filters, holder and protective louver panels, can be added to facilitate ventilation and cool internals. (4.5" x 4.5" x 1")

AAF01



### Interstacker

Interstacker allows Amazon Racks to be stacked securely onto Amazon Cases. The same interstacker can be fitted with 4 x 4" castors to provide secure location and movement of heavy loads up to 660lbs.

AAINT610/BK



### Cup Mounts

Small double (back-to-back) cup mounts give high deflection capability in all direction, isolating equipment for shock protection and vibration.

AAWRM



# Other CP Products and Services

## Climate Control

CP Cases Climate Control is a new offering delivering air conditioning and climate control units for use in CP Cases' Amazon Cases & Racks.

Delivered either as a COOL-COLLAR™ or as an integrated unit, CPCC provides a one-stop-shop for 19" rack mount cases complete with air conditioning to maintain

equipment's optimal operating conditions. Available in thermoelectric (for heating and cooling) and vapor compression (for high efficiency and volume) formats.

All CP Cases Climate Control units can be fitted with accessories including stowage pouches, wheel kits, pressure relief valves and humidity indicators.



### COOL-COLLAR™

COOL-COLLAR™ is an air conditioning capability for 19" racks that utilizes the patented Amazon lip and silicone gasket to create an airtight and waterproof seal to allow the unit to function in extreme conditions. The unit is attached to an existing rack to maintain an optimum operation temperature for equipment.

Where a greater cooling requirement is needed, two COOL-COLLARs™ with AC units can be fitted to both the front and rear of the rack. Units are available up to 5000 BTU (1465 watts) which can be fitted to 12U racks and collars.



### Integrated Units

Built directly into the rack system, these climate control units provide cooling and heating, when required, automatically when temperature perimeters are met. Normally end-mounted, CP Cases offer the capability to integrate in a range of orientations to fit client requirements.

## Amazon Size Numbering System

Part Number	External in			U-Height	Handles	Catches	Wheels
	H	W	D				
AACC 0609-0303	16.4	23	15	6	2	12	N
AACC 0609-0305	16.4	23	15	6	2	12	Y
AACC 0814-0303*	19.9	23	19.3	8	2	16	N
AACC 0814-0305*	19.9	23	21.5	8	2	16	Y
AACC 1014-0303*	23.4	23	19.3	10	2	20	N
AACC 1014-0305*	23.4	23	21.5	10	2	20	Y
AACC 1209-0303	26.9	23	15	12	2	20	N
AACC 1209-0305	26.9	23	15	12	2	20	Y
AACC1214-0303*	26.9	23	19.3	12	2	20	N
AACC1214-0305*	26.9	23	21.5	12	2	20	Y

\* Enquire for customization options.

## SatRack™



Designed for Electronic News Gatherers and Media Professionals, operating across the globe, SatRack is a lightweight solution that can be hand carried on commercial airlines as checked luggage, saving time and avoiding additional baggage charges for those who need

delicate electronic and satcom equipment to be quickly deployable and available immediately.

SatRack's novel and patented design is available in standard sizes of 3U, 4U and 5U versions with a 19" or 24" deep, ultra-lightweight welded aluminum floating frame and is fully compatible with all 19-inch rack-mountable equipment. This design offers an exceptional strength-to-weight ratio and equipment panel fixing rails located at both ends of the frame allow for flexible mounting of kit.

(Also available for 9.5-inch racks.)

## ERack®



ERack is a lightweight, 19-inch ruggedized aluminum electronic transit rack, specifically designed for commercial and military applications when protection against physical, climatic and electromagnetic hazards are required, and where weight,

strength and portability are critical issues.

ERack benefits from patented new technology; the external container has an innovative folded rim design, which eliminates the edge extrusion and makes the case stronger, lighter and more resistant to ingress by water and dust. The internal chassis frame is supported by special mounts that protect against shock. ERack is up to 30% lighter than other rack cases in its class.

## Aluminum Cases



A triumph of strength and style, CP Cases aluminum cases protect their contents even under severe impact and are tougher, lighter and more resilient than traditional designs in laminated plywood.

CP Cases aluminum cases are the ideal balance between style and protection. Made from .08" rigidized aluminum, cases are constructed without an edge corner weld to prevent seam splitting and the pre-pressed corners add extra strength and exceptional resistance to drop damage.

The inter-locking lid/body seal, with an integrated neoprene rubber gasket, protects contents against rain, dirt, dust and other environmental hazards.

## Rugged Textiles



CP Cases manufactures a wide range of bags and covers for Original Equipment Manufacturers (OEMs), to provide a cost effective and practical solution for moving, deploying and protecting equipment and instrumentation. Products are widely

used in the medical, defense, electronics and broadcast industries for a variety of applications.

Whether protecting expensive broadcast equipment from rain showers at Wimbledon, to sales presentation packs for artificial knee joints, or operational bags for aircraft testing equipment; CP Cases can provide a solution. The design team draws on years of experience with protective textiles to create the most cost-effective bag for your needs.

## Custom Solutions



CP Cases' design team can create a solution for any application that you or your products require. Designers are equipped with state-of-the-art capabilities and have extensive experience in diverse manufacturing processes including rotomolding, blow molding and injection molding, vacuum forming, precision sheet

metal work and traditional craft skills in a wide range of materials.

## Foam Engineering



CP Cases can create foam protection systems to meet exacting project requirements for color, multi-layering and special properties, by a variety of processes, including high speed CNC routing, laminating, drilling,

blocking and hand sculpting. Calculating which density and composition of foam to use and the exact thickness required to produce the desired deceleration on impact, ensures the best protection possible.



**CP Cases Inc**

11941 Industrial Park Rd | Suite 2 | Bishopville | MD 21813 | USA  
Tel: (410) 352-9450  
Email: sales.usa@cpcases.com | www.cpcases.com

**CP Cases Inc.**

450 Tapscott Road, Unit 3 | Toronto | Ontario | M1B 1Y4 | Canada  
Tel: (416) 438 8803 | Fax: (416) 438 8849 | Toll Free: 1-800-352-7956  
Email: SalesNA@cpcases.com | www.cpcases.com

**TRUSTED  
WHEN IT  
MATTERS**

**About CP Cases**

CP Cases designs and manufactures high-performance, protective cases and racks used for transport, operation and storage of essential equipment in commercial and military applications.

Many of our products are accredited to MIL-STD-810F, rated IP65 and carry NATO stock numbers. With over 40 years' of expertise in producing cases, 19-inch rack solutions and rugged textile products, CP Cases has an unparalleled range of in-house skills and knowledge with materials and processes, including rotationally moulded products, plastic fabrication, aluminum, laminated plywood, HPP, textiles and CNC foam machining.

Full Capability Statement available on request.

**Distributed by**

