

Collet Knobs

Push-On Knobs

Slider Knobs

Push Buttons

Accessories



Contents

Collet Knobs	4
Two-Colour Soft Touch Collets	6
Accessories	6
Installation and Turning Torque	7
Conventional Push-On Knobs	8
Colour Charts	9
Push-On Knobs	10
Slider Knobs and Pushbuttons	12

Add a touch of class to
your product

Custom design service for
specific requirements

Quality assured



Sifam Controls offers a wide variety of collet knobs, push-on knobs, slider knobs, pushbuttons and accessories. Together with our printing options and custom moulding service, we can provide an infinite number of permutations suitable for almost any application.

Add a touch of class to your product

Our control knobs are manufactured in a wide range of thermoplastic materials and have function, style and handling as principal design factors. The quality 'feel' is unmistakable and so adds to the quality of your product. This catalogue shows in detail the standard range of types, sizes and colours for our collet knobs, push-on knobs, slider knobs, push buttons, associated caps and accessories. All ordering codes and dimensional information are included for fast and easy product selection.

Custom design service for specific requirements

If your product calls for a personal touch, we can cater for most control knob requirements from design through to manufacture using the latest technology, including 3D CAD and multi-shot moulding. You are guaranteed expert attention throughout the process. Function and styling criteria for all components can be customised. Should your product require a standard combination from the existing range or a custom designed control knob, the item can also be printed to meet your specific application. The flexibility of the range and the varying levels of customisation make Sifam Controls the number one manufacturer of control knobs.














Quality Assured

Through our continuous efforts for ever better products and service to the customer, we have earned many quality endorsements. Our Quality Management System is assessed to BS EN ISO 9001:2008.

Now is a good time to turn to quality - Sifam quality!

Collet Knobs – the complete range

Diagrams show cross-section of collets with shaft depths

<p>10mm</p> <p>S100 S101</p>   <p>Base Ø 10.0mm Height (inc. cap) 14.0mm Shaft Depth 7.0mm</p> <table border="1"> <thead> <tr> <th>Shaft Size</th> <th>Plain</th> <th>With line</th> </tr> </thead> <tbody> <tr> <td>2mm</td> <td>S100 002</td> <td>S101 002</td> </tr> <tr> <td>3mm</td> <td>S100 003</td> <td>S101 003</td> </tr> <tr> <td>1/8 in</td> <td>S100 125</td> <td>S101 125</td> </tr> <tr> <td>4mm</td> <td>S100 004</td> <td>S101 004</td> </tr> </tbody> </table>	Shaft Size	Plain	With line	2mm	S100 002	S101 002	3mm	S100 003	S101 003	1/8 in	S100 125	S101 125	4mm	S100 004	S101 004	<p>11mm</p> <p>S110 S111</p>   <p>Base Ø 11.5mm Height (inc. cap) 14.0mm Shaft Depth 7.0mm</p> <table border="1"> <thead> <tr> <th>Shaft size</th> <th>Plain</th> <th>With line</th> </tr> </thead> <tbody> <tr> <td>2mm</td> <td>S110 002</td> <td>S111 002</td> </tr> <tr> <td>3mm</td> <td>S110 003</td> <td>S111 003</td> </tr> <tr> <td>1/8 in</td> <td>S110 125</td> <td>S111 125</td> </tr> <tr> <td>4mm</td> <td>S110 004</td> <td>S111 004</td> </tr> </tbody> </table>	Shaft size	Plain	With line	2mm	S110 002	S111 002	3mm	S110 003	S111 003	1/8 in	S110 125	S111 125	4mm	S110 004	S111 004	<p>11mm</p> <p>SN110 SN111</p>   <p>Base Ø 14.2mm Height (inc. cap) 17.5mm Shaft Depth 9.2mm</p> <table border="1"> <thead> <tr> <th>Shaft size</th> <th>Plain</th> <th>With line</th> </tr> </thead> <tbody> <tr> <td>2mm</td> <td>SN110 002</td> <td>SN111 002</td> </tr> <tr> <td>3mm</td> <td>SN110 003</td> <td>SN111 003</td> </tr> <tr> <td>1/8 in</td> <td>SN110 125</td> <td>SN111 125</td> </tr> <tr> <td>4mm</td> <td>SN110 004</td> <td>SN111 004</td> </tr> </tbody> </table>	Shaft size	Plain	With line	2mm	SN110 002	SN111 002	3mm	SN110 003	SN111 003	1/8 in	SN110 125	SN111 125	4mm	SN110 004	SN111 004	<p>11mm</p> <p>SP110 SP111</p>   <p>Base Ø 11.5mm Pointer R 6.9mm Height (inc. cap) 14.0mm Shaft Depth 7.0mm</p> <table border="1"> <thead> <tr> <th>Shaft size</th> <th>Plain</th> <th>With line</th> </tr> </thead> <tbody> <tr> <td>2mm</td> <td>SP110 002</td> <td>SP111 002</td> </tr> <tr> <td>3mm</td> <td>SP110 003</td> <td>SP111 003</td> </tr> <tr> <td>1/8 in</td> <td>SP110 125</td> <td>SP111 125</td> </tr> <tr> <td>4mm</td> <td>SP110 004</td> <td>SP111 004</td> </tr> </tbody> </table>	Shaft size	Plain	With line	2mm	SP110 002	SP111 002	3mm	SP110 003	SP111 003	1/8 in	SP110 125	SP111 125	4mm	SP110 004	SP111 004	<p>11mm</p> <p>K110 K111</p>   <p>Base Ø 11.5mm Height (inc. cap) 22.1mm Shaft Depth 11.5mm</p> <table border="1"> <thead> <tr> <th>Shaft size</th> <th>Plain</th> <th>With line</th> </tr> </thead> <tbody> <tr> <td>3mm</td> <td>K110 003</td> <td>K111 003</td> </tr> <tr> <td>1/8 in</td> <td>K110 125</td> <td>K111 125</td> </tr> <tr> <td>4mm</td> <td>K110 004</td> <td>K111 004</td> </tr> </tbody> </table>	Shaft size	Plain	With line	3mm	K110 003	K111 003	1/8 in	K110 125	K111 125	4mm	K110 004	K111 004	<p>13mm</p> <p>S130 S131</p>   <p>Base Ø 13.5mm Height (inc. cap) 14.1mm Shaft Depth 7.0mm</p> <table border="1"> <thead> <tr> <th>Shaft size</th> <th>Plain</th> <th>With line</th> </tr> </thead> <tbody> <tr> <td>2mm</td> <td>S130 002</td> <td>S131 002</td> </tr> <tr> <td>3mm</td> <td>S130 003</td> <td>S131 003</td> </tr> <tr> <td>1/8 in</td> <td>S130 125</td> <td>S131 125</td> </tr> <tr> <td>4mm</td> <td>S130 004</td> <td>S131 004</td> </tr> </tbody> </table>	Shaft size	Plain	With line	2mm	S130 002	S131 002	3mm	S130 003	S131 003	1/8 in	S130 125	S131 125	4mm	S130 004	S131 004											
Shaft Size	Plain	With line																																																																																																					
2mm	S100 002	S101 002																																																																																																					
3mm	S100 003	S101 003																																																																																																					
1/8 in	S100 125	S101 125																																																																																																					
4mm	S100 004	S101 004																																																																																																					
Shaft size	Plain	With line																																																																																																					
2mm	S110 002	S111 002																																																																																																					
3mm	S110 003	S111 003																																																																																																					
1/8 in	S110 125	S111 125																																																																																																					
4mm	S110 004	S111 004																																																																																																					
Shaft size	Plain	With line																																																																																																					
2mm	SN110 002	SN111 002																																																																																																					
3mm	SN110 003	SN111 003																																																																																																					
1/8 in	SN110 125	SN111 125																																																																																																					
4mm	SN110 004	SN111 004																																																																																																					
Shaft size	Plain	With line																																																																																																					
2mm	SP110 002	SP111 002																																																																																																					
3mm	SP110 003	SP111 003																																																																																																					
1/8 in	SP110 125	SP111 125																																																																																																					
4mm	SP110 004	SP111 004																																																																																																					
Shaft size	Plain	With line																																																																																																					
3mm	K110 003	K111 003																																																																																																					
1/8 in	K110 125	K111 125																																																																																																					
4mm	K110 004	K111 004																																																																																																					
Shaft size	Plain	With line																																																																																																					
2mm	S130 002	S131 002																																																																																																					
3mm	S130 003	S131 003																																																																																																					
1/8 in	S130 125	S131 125																																																																																																					
4mm	S130 004	S131 004																																																																																																					
<p>15mm</p> <p>SB150 SB151</p>   <p>Base Ø 15.5mm Pointer R 10.2mm Height (inc. cap) 14.3mm Shaft Depth 7.0mm</p> <table border="1"> <thead> <tr> <th>Shaft size</th> <th>Plain</th> <th>With line</th> </tr> </thead> <tbody> <tr> <td>3mm</td> <td>SB150 003</td> <td>SB151 003</td> </tr> <tr> <td>1/8 in</td> <td>SB150 125</td> <td>SB151 125</td> </tr> <tr> <td>4mm</td> <td>SB150 004</td> <td>SB151 004</td> </tr> <tr> <td>3/16 in</td> <td>SB150 187</td> <td>SB151 187</td> </tr> <tr> <td>6mm</td> <td>SB150 006</td> <td>SB151 006</td> </tr> <tr> <td>1/4 in</td> <td>SB150 250</td> <td>SB151 250</td> </tr> </tbody> </table>	Shaft size	Plain	With line	3mm	SB150 003	SB151 003	1/8 in	SB150 125	SB151 125	4mm	SB150 004	SB151 004	3/16 in	SB150 187	SB151 187	6mm	SB150 006	SB151 006	1/4 in	SB150 250	SB151 250	<p>15mm</p> <p>SW150 SW151</p>   <p>Base Ø 15.5mm Pointer R 10.2mm Height (inc. cap) 14.3mm Shaft Depth 7.0mm</p> <table border="1"> <thead> <tr> <th>Shaft size</th> <th>Plain</th> <th>With line</th> </tr> </thead> <tbody> <tr> <td>3mm</td> <td>SW150 003</td> <td>SW151 003</td> </tr> <tr> <td>1/8 in</td> <td>SW150 125</td> <td>SW151 125</td> </tr> <tr> <td>4mm</td> <td>SW150 004</td> <td>SW151 004</td> </tr> <tr> <td>3/16 in</td> <td>SW150 187</td> <td>SW151 187</td> </tr> <tr> <td>6mm</td> <td>SW150 006</td> <td>SW151 006</td> </tr> <tr> <td>1/4 in</td> <td>SW150 250</td> <td>SW151 250</td> </tr> </tbody> </table>	Shaft size	Plain	With line	3mm	SW150 003	SW151 003	1/8 in	SW150 125	SW151 125	4mm	SW150 004	SW151 004	3/16 in	SW150 187	SW151 187	6mm	SW150 006	SW151 006	1/4 in	SW150 250	SW151 250	<p>15mm</p> <p>K150 K151</p>   <p>Base Ø 15.5mm Height (inc. cap) 22.1mm Shaft Depth 12.0mm</p> <table border="1"> <thead> <tr> <th>Shaft size</th> <th>Plain</th> <th>With line</th> </tr> </thead> <tbody> <tr> <td>3mm</td> <td>K150 003</td> <td>K151 003</td> </tr> <tr> <td>1/8 in</td> <td>K150 125</td> <td>K151 125</td> </tr> <tr> <td>4mm</td> <td>K150 004</td> <td>K151 004</td> </tr> <tr> <td>6mm</td> <td>K150 006</td> <td>K151 006</td> </tr> <tr> <td>1/4 in</td> <td>K150 250</td> <td>K151 250</td> </tr> </tbody> </table>	Shaft size	Plain	With line	3mm	K150 003	K151 003	1/8 in	K150 125	K151 125	4mm	K150 004	K151 004	6mm	K150 006	K151 006	1/4 in	K150 250	K151 250	<p>15mm</p> <p>W150 W151</p>   <p>Base Ø 15.5mm Pointer R 10.5mm Height (inc. cap) 22.1mm Shaft Depth 12.0mm</p> <table border="1"> <thead> <tr> <th>Shaft size</th> <th>Plain</th> <th>With line</th> </tr> </thead> <tbody> <tr> <td>3mm</td> <td>W150 003</td> <td>W151 003</td> </tr> <tr> <td>1/8 in</td> <td>W150 125</td> <td>W151 125</td> </tr> <tr> <td>4mm</td> <td>W150 004</td> <td>W151 004</td> </tr> <tr> <td>6mm</td> <td>W150 006</td> <td>W151 006</td> </tr> <tr> <td>1/4 in</td> <td>W150 250</td> <td>W151 250</td> </tr> </tbody> </table>	Shaft size	Plain	With line	3mm	W150 003	W151 003	1/8 in	W150 125	W151 125	4mm	W150 004	W151 004	6mm	W150 006	W151 006	1/4 in	W150 250	W151 250	<p>21mm</p> <p>S210 S211</p>   <p>Base Ø 21.5mm Height (inc. cap) 17.7mm Shaft Depth 10.0mm</p> <table border="1"> <thead> <tr> <th>Shaft size</th> <th>Plain</th> <th>With line</th> </tr> </thead> <tbody> <tr> <td>3mm</td> <td>S210 003</td> <td>S211 003</td> </tr> <tr> <td>1/8 in</td> <td>S210 125</td> <td>S211 125</td> </tr> <tr> <td>4mm</td> <td>S210 004</td> <td>S211 004</td> </tr> <tr> <td>3/16 in</td> <td>S210 187</td> <td>S211 187</td> </tr> <tr> <td>6mm</td> <td>S210 006</td> <td>S211 006</td> </tr> <tr> <td>1/4 in</td> <td>S210 250</td> <td>S211 250</td> </tr> </tbody> </table>	Shaft size	Plain	With line	3mm	S210 003	S211 003	1/8 in	S210 125	S211 125	4mm	S210 004	S211 004	3/16 in	S210 187	S211 187	6mm	S210 006	S211 006	1/4 in	S210 250	S211 250
Shaft size	Plain	With line																																																																																																					
3mm	SB150 003	SB151 003																																																																																																					
1/8 in	SB150 125	SB151 125																																																																																																					
4mm	SB150 004	SB151 004																																																																																																					
3/16 in	SB150 187	SB151 187																																																																																																					
6mm	SB150 006	SB151 006																																																																																																					
1/4 in	SB150 250	SB151 250																																																																																																					
Shaft size	Plain	With line																																																																																																					
3mm	SW150 003	SW151 003																																																																																																					
1/8 in	SW150 125	SW151 125																																																																																																					
4mm	SW150 004	SW151 004																																																																																																					
3/16 in	SW150 187	SW151 187																																																																																																					
6mm	SW150 006	SW151 006																																																																																																					
1/4 in	SW150 250	SW151 250																																																																																																					
Shaft size	Plain	With line																																																																																																					
3mm	K150 003	K151 003																																																																																																					
1/8 in	K150 125	K151 125																																																																																																					
4mm	K150 004	K151 004																																																																																																					
6mm	K150 006	K151 006																																																																																																					
1/4 in	K150 250	K151 250																																																																																																					
Shaft size	Plain	With line																																																																																																					
3mm	W150 003	W151 003																																																																																																					
1/8 in	W150 125	W151 125																																																																																																					
4mm	W150 004	W151 004																																																																																																					
6mm	W150 006	W151 006																																																																																																					
1/4 in	W150 250	W151 250																																																																																																					
Shaft size	Plain	With line																																																																																																					
3mm	S210 003	S211 003																																																																																																					
1/8 in	S210 125	S211 125																																																																																																					
4mm	S210 004	S211 004																																																																																																					
3/16 in	S210 187	S211 187																																																																																																					
6mm	S210 006	S211 006																																																																																																					
1/4 in	S210 250	S211 250																																																																																																					
<p>21mm</p> <p>KP210 KP211</p>   <p>Base Ø 21.5mm Pointer R 14.0mm Height (inc. cap) 24.0mm Shaft Depth 16.0mm</p> <table border="1"> <thead> <tr> <th>Shaft size</th> <th>Plain</th> <th>With line</th> </tr> </thead> <tbody> <tr> <td>3mm</td> <td>KP210 003</td> <td>KP211 003</td> </tr> <tr> <td>1/8 in</td> <td>KP210 125</td> <td>KP211 125</td> </tr> <tr> <td>4mm</td> <td>KP210 004</td> <td>KP211 004</td> </tr> <tr> <td>6mm</td> <td>KP210 006</td> <td>KP211 006</td> </tr> <tr> <td>1/4 in</td> <td>KP210 250</td> <td>KP211 250</td> </tr> </tbody> </table>	Shaft size	Plain	With line	3mm	KP210 003	KP211 003	1/8 in	KP210 125	KP211 125	4mm	KP210 004	KP211 004	6mm	KP210 006	KP211 006	1/4 in	KP210 250	KP211 250	<p>21mm</p> <p>W210 W211</p>   <p>Base Ø 21.5mm Pointer R 14.0mm Height (inc. cap) 22.1mm Shaft Depth 15.0mm</p> <table border="1"> <thead> <tr> <th>Shaft size</th> <th>Plain</th> <th>With line</th> </tr> </thead> <tbody> <tr> <td>3mm</td> <td>W210 003</td> <td>W211 003</td> </tr> <tr> <td>1/8 in</td> <td>W210 125</td> <td>W211 125</td> </tr> <tr> <td>4mm</td> <td>W210 004</td> <td>W211 004</td> </tr> <tr> <td>6mm</td> <td>W210 006</td> <td>W211 006</td> </tr> <tr> <td>1/4 in</td> <td>W210 250</td> <td>W211 250</td> </tr> </tbody> </table>	Shaft size	Plain	With line	3mm	W210 003	W211 003	1/8 in	W210 125	W211 125	4mm	W210 004	W211 004	6mm	W210 006	W211 006	1/4 in	W210 250	W211 250	<p>29mm</p> <p>S290 S291</p>   <p>Base Ø 29.5mm Height (inc. cap) 17.9mm Shaft Depth 10.5mm</p> <table border="1"> <thead> <tr> <th>Shaft size</th> <th>Plain</th> <th>With line</th> </tr> </thead> <tbody> <tr> <td>3mm</td> <td>S290 003</td> <td>S291 003</td> </tr> <tr> <td>1/8 in</td> <td>S290 125</td> <td>S291 125</td> </tr> <tr> <td>4mm</td> <td>S290 004</td> <td>S291 004</td> </tr> <tr> <td>3/16 in</td> <td>S290 187</td> <td>S291 187</td> </tr> <tr> <td>6mm</td> <td>S290 006</td> <td>S291 006</td> </tr> <tr> <td>1/4 in</td> <td>S290 250</td> <td>S291 250</td> </tr> </tbody> </table>	Shaft size	Plain	With line	3mm	S290 003	S291 003	1/8 in	S290 125	S291 125	4mm	S290 004	S291 004	3/16 in	S290 187	S291 187	6mm	S290 006	S291 006	1/4 in	S290 250	S291 250	<p>29mm</p> <p>SP290 SP291</p>   <p>Base Ø 29.5mm Pointer R 18.8mm Height (inc. cap) 17.9mm Shaft Depth 10.5mm</p> <table border="1"> <thead> <tr> <th>Shaft size</th> <th>Plain</th> <th>With line</th> </tr> </thead> <tbody> <tr> <td>3mm</td> <td>SP290 003</td> <td>SP291 003</td> </tr> <tr> <td>1/8 in</td> <td>SP290 125</td> <td>SP291 125</td> </tr> <tr> <td>4mm</td> <td>SP290 004</td> <td>SP291 004</td> </tr> <tr> <td>3/16 in</td> <td>SP290 187</td> <td>SP291 187</td> </tr> <tr> <td>6mm</td> <td>SP290 006</td> <td>SP291 006</td> </tr> <tr> <td>1/4 in</td> <td>SP290 250</td> <td>SP291 250</td> </tr> </tbody> </table>	Shaft size	Plain	With line	3mm	SP290 003	SP291 003	1/8 in	SP290 125	SP291 125	4mm	SP290 004	SP291 004	3/16 in	SP290 187	SP291 187	6mm	SP290 006	SP291 006	1/4 in	SP290 250	SP291 250																						
Shaft size	Plain	With line																																																																																																					
3mm	KP210 003	KP211 003																																																																																																					
1/8 in	KP210 125	KP211 125																																																																																																					
4mm	KP210 004	KP211 004																																																																																																					
6mm	KP210 006	KP211 006																																																																																																					
1/4 in	KP210 250	KP211 250																																																																																																					
Shaft size	Plain	With line																																																																																																					
3mm	W210 003	W211 003																																																																																																					
1/8 in	W210 125	W211 125																																																																																																					
4mm	W210 004	W211 004																																																																																																					
6mm	W210 006	W211 006																																																																																																					
1/4 in	W210 250	W211 250																																																																																																					
Shaft size	Plain	With line																																																																																																					
3mm	S290 003	S291 003																																																																																																					
1/8 in	S290 125	S291 125																																																																																																					
4mm	S290 004	S291 004																																																																																																					
3/16 in	S290 187	S291 187																																																																																																					
6mm	S290 006	S291 006																																																																																																					
1/4 in	S290 250	S291 250																																																																																																					
Shaft size	Plain	With line																																																																																																					
3mm	SP290 003	SP291 003																																																																																																					
1/8 in	SP290 125	SP291 125																																																																																																					
4mm	SP290 004	SP291 004																																																																																																					
3/16 in	SP290 187	SP291 187																																																																																																					
6mm	SP290 006	SP291 006																																																																																																					
1/4 in	SP290 250	SP291 250																																																																																																					
<p>29mm</p> <p>W290 W291</p>   <p>Base Ø 29.5mm Pointer R 19.0mm Height (inc. cap) 22.3mm Shaft Depth 15.0mm</p> <table border="1"> <thead> <tr> <th>Shaft size</th> <th>Plain</th> <th>With line</th> </tr> </thead> <tbody> <tr> <td>3mm</td> <td>W290 003</td> <td>W291 003</td> </tr> <tr> <td>1/8 in</td> <td>W290 125</td> <td>W291 125</td> </tr> <tr> <td>4mm</td> <td>W290 004</td> <td>W291 004</td> </tr> <tr> <td>6mm</td> <td>W290 006</td> <td>W291 006</td> </tr> <tr> <td>1/4 in</td> <td>W290 250</td> <td>W291 250</td> </tr> </tbody> </table>	Shaft size	Plain	With line	3mm	W290 003	W291 003	1/8 in	W290 125	W291 125	4mm	W290 004	W291 004	6mm	W290 006	W291 006	1/4 in	W290 250	W291 250	<p>38mm</p> <p>S380 S381</p>   <p>Base Ø 38.0mm Height (inc. cap) 18.0mm Shaft Depth 10.5mm</p> <table border="1"> <thead> <tr> <th>Shaft size</th> <th>Plain</th> <th>With line</th> </tr> </thead> <tbody> <tr> <td>3mm</td> <td>S380 003</td> <td>S381 003</td> </tr> <tr> <td>1/8 in</td> <td>S380 125</td> <td>S381 125</td> </tr> <tr> <td>4mm</td> <td>S380 004</td> <td>S381 004</td> </tr> <tr> <td>3/16 in</td> <td>S380 187</td> <td>S381 187</td> </tr> <tr> <td>6mm</td> <td>S380 006</td> <td>S381 006</td> </tr> <tr> <td>1/4 in</td> <td>S380 250</td> <td>S381 250</td> </tr> </tbody> </table>	Shaft size	Plain	With line	3mm	S380 003	S381 003	1/8 in	S380 125	S381 125	4mm	S380 004	S381 004	3/16 in	S380 187	S381 187	6mm	S380 006	S381 006	1/4 in	S380 250	S381 250	<p>47mm</p> <p>S470 S471</p>   <p>Base Ø 46.7mm Height (inc. cap) 19.3mm Shaft Depth 15.0mm</p> <table border="1"> <thead> <tr> <th>Shaft size</th> <th>Plain</th> <th>With line</th> </tr> </thead> <tbody> <tr> <td>6mm</td> <td>S470 006</td> <td>S471 006</td> </tr> <tr> <td>1/4 in</td> <td>S470 250</td> <td>S471 250</td> </tr> </tbody> </table>	Shaft size	Plain	With line	6mm	S470 006	S471 006	1/4 in	S470 250	S471 250																																																					
Shaft size	Plain	With line																																																																																																					
3mm	W290 003	W291 003																																																																																																					
1/8 in	W290 125	W291 125																																																																																																					
4mm	W290 004	W291 004																																																																																																					
6mm	W290 006	W291 006																																																																																																					
1/4 in	W290 250	W291 250																																																																																																					
Shaft size	Plain	With line																																																																																																					
3mm	S380 003	S381 003																																																																																																					
1/8 in	S380 125	S381 125																																																																																																					
4mm	S380 004	S381 004																																																																																																					
3/16 in	S380 187	S381 187																																																																																																					
6mm	S380 006	S381 006																																																																																																					
1/4 in	S380 250	S381 250																																																																																																					
Shaft size	Plain	With line																																																																																																					
6mm	S470 006	S471 006																																																																																																					
1/4 in	S470 250	S471 250																																																																																																					

15mm **S150**
S151

Base Ø 15.5mm
Height (inc. cap) 14.3mm
Shaft Depth 7.0mm

Shaft size	Plain	With line
3mm	S150 003	S151 003
1/8 in	S150 125	S151 125
4mm	S150 004	S151 004
3/16 in	S150 187	S151 187
6mm	S150 006	S151 006
1/4 in	S150 250	S151 250

15mm **SN150**
SN151

Base Ø 18.6mm
Height (inc. cap) 18.2mm
Shaft Depth 10.1mm

Shaft size	Plain	With line
3mm	SN150 003	SN151 003
1/8 in	SN150 125	SN151 125
4mm	SN150 004	SN151 004
3/16 in	SN150 187	SN151 187
6mm	SN150 006	SN151 006
1/4 in	SN150 250	SN151 250

15mm **SD150**
SD159

Base Ø 29.0mm
Height (inc. cap) 18.2mm
Shaft Depth 10.1mm

Shaft size	Plain	With arrow
3mm	SD150 003	SD159 003
1/8 in	SD150 125	SD159 125
4mm	SD150 004	SD159 004
3/16 in	SD150 187	SD159 187
6mm	SD150 006	SD159 006
1/4 in	SD150 250	SD159 250

15mm **SP150**
SP151

Base Ø 15.5mm
Pointer R 10.2mm
Height (inc. cap) 14.3mm
Shaft Depth 7.0mm

Shaft size	Plain	With arrow
3mm	SP150 003	SP151 003
1/8 in	SP150 125	SP151 125
4mm	SP150 004	SP151 004
3/16 in	SP150 187	SP151 187
6mm	SP150 006	SP151 006
1/4 in	SP150 250	SP151 250

21mm **SP210**
SP211

Base Ø 21.5mm
Pointer R 13.8mm
Height (inc. cap) 17.7mm
Shaft Depth 10.0mm

Shaft size	Plain	With line
3mm	SP210 003	SP211 003
1/8 in	SP210 125	SP211 125
4mm	SP210 004	SP211 004
3/16 in	SP210 187	SP211 187
6mm	SP210 006	SP211 006
1/4 in	SP210 250	SP211 250

21mm **SB210**
SB211
SB213

Base Ø 21.5mm
Pointer R 13.8mm
Height (inc. cap) 17.7mm
Shaft Depth 10.0mm

Shaft size	Plain	With line
3mm	SB210 003	SB211 003
1/8 in	SB210 125	SB211 125
4mm	SB210 004	SB211 004
3/16 in	SB210 187	SB211 187
6mm	SB210 006	SB211 006
1/4 in	SB210 250	SB211 250

21mm **SW210**
SW211

Base Ø 21.5mm
Pointer R 13.8mm
Height (inc. cap) 17.7mm
Shaft Depth 10.0mm

Shaft size	Plain	With line
3mm	SW210 003	SW211 003
1/8 in	SW210 125	SW211 125
4mm	SW210 004	SW211 004
3/16 in	SW210 187	SW211 187
6mm	SW210 006	SW211 006
1/4 in	SW210 250	SW211 250

21mm **K210**
K211

Base Ø 21.5mm
Height (inc. cap) 22.1mm
Shaft Depth 15.0mm

Shaft size	Plain	With line
3mm	K210 003	K211 003
1/8 in	K210 125	K211 125
4mm	K210 004	K211 004
6mm	K210 006	K211 006
1/4 in	K210 250	K211 250

29mm **SB290**
SB291
SB293

Base Ø 29.5mm
Pointer R 18.8mm
Height (inc. cap) 17.9mm
Shaft Depth 10.5mm

Shaft size	Plain	With line
3mm	SB290 003	SB291 003
1/8 in	SB290 125	SB291 125
4mm	SB290 004	SB291 004
3/16 in	SB290 187	SB291 187
6mm	SB290 006	SB291 006
1/4 in	SB290 250	SB291 250

29mm **SW290**
SW291

Base Ø 29.5mm
Pointer R 18.8mm
Height (inc. cap) 17.9mm
Shaft Depth 10.5mm

Shaft size	Plain	With line
3mm	SW290 003	SW291 003
1/8 in	SW290 125	SW291 125
4mm	SW290 004	SW291 004
3/16 in	SW290 187	SW291 187
6mm	SW290 006	SW291 006
1/4 in	SW290 250	SW291 250

29mm **K290**
K291

Base Ø 29.5mm
Height (inc. cap) 22.3mm
Shaft Depth 15.0mm

Shaft size	Plain	With line
3mm	K290 003	K291 003
1/8 in	K290 125	K291 125
4mm	K290 004	K291 004
6mm	K290 006	K291 006
1/4 in	K290 250	K291 250

SB151, SB211, SB291
These can be supplied with line printing on both wings. To specify, replace last digit '1' with '3'. eg: SB153

Ordering procedure
Please remember to quote the appropriate Collet knobs and accessory part number for each item according to type, size and plain or with line requirements. Please also state the colour required when ordering. Available colours are referred to on Page 9.

Packaging
Collet knobs and accessories are packed, as standard, in multiples of ten. For orders over one hundred pieces, items may be packed in bulk and quantity discounts are available.

Two colour soft touch collets

15mm

3/02/S150
3/02/S151

Base Ø 15.5mm
Height (inc. cap) 14.3mm
Shaft Depth 7.0mm

Shaft size	Plain	With line
3mm	3/02/S150 003	3/02/S151 003
1/8 in	3/02/S150 125	3/02/S151 125
4mm	3/02/S150 004	3/02/S151 004
3/16 in	3/02/S150 187	3/02/S151 187
6mm	3/02/S150 006	3/02/S151 006
1/4 in	3/02/S150 250	3/02/S151 250

21mm

3/02/S210
3/02/S211

Base Ø 21.5mm
Height (inc. cap) 17.7mm
Shaft Depth 10.0mm

Shaft size	Plain	With line
3mm	3/02/S210 003	3/02/S211 003
1/8 in	3/02/S210 125	3/02/S211 125
4mm	3/02/S210 004	3/02/S211 004
3/16 in	3/02/S210 187	3/02/S211 187
6mm	3/02/S210 006	3/02/S211 006
1/4 in	3/02/S210 250	3/02/S211 250



Accessories – part numbers

Please refer to Page 9 for available colours

Caps

	Plain	With line	With Spot	Finger Recess
10mm	C100	C101	C102	
11mm	C110	C111	C112	
13mm	C130	C131	C132	
15mm	C150	C151	C152	
21mm	C210	C211	C212	
29mm	C290	C291	C292	
38mm	C380	C381	C382	CF380
47mm	C470	C471	C472	CF470

Nut covers*



	Plain	With line	Ø
10mm			
11mm	N110	N111	Ø = 14.0mm
13mm	N130	N131	Ø = 17.5mm
15mm	N150	N151	Ø = 18.5mm
21mm			
29mm			
38mm			

Pointers*

Not applicable to types SP, SB, SW and W



	Part Number	R
10mm	P100	R = 7.0mm
11mm	P110	R = 8.0mm
13mm	P130	R = 9.5mm
15mm	P150	R = 10.5mm
21mm	P210	R = 14.0mm
29mm	P290	R = 19.0mm
38mm	P380	R = 24.0mm

Stators*



	Part Number	Ø
10mm		
11mm	R110	Ø = 23.0mm
13mm	R130	Ø = 26.0mm
15mm	R150	Ø = 28.2mm
21mm	R210	Ø = 36.0mm
29mm	R290	Ø = 46.2mm
38mm	R380	Ø = 56.0mm

Figure Dials*

Markings other than those shown are available to special order



	Part Number	Part Number	Part Number	Part Number	Part Number	Part Number	Part Number	Part Number	Ø	
10mm										
11mm	D110	D111	D112	D113	D114	D115	D116	D118	D119	Ø = 24.0mm
13mm	D130	D131	D132	D133	D134	D135	D136	D138	D139	Ø = 27.0mm
15mm	D150	D151	D152	D153	D154	D155	D156	D158	D159	Ø = 29.0mm
21mm	D210	D211	D212	D213	D214	D215	D216	D218	D219	Ø = 37.0mm
29mm	D290	D291	D292	D293	D294	D295	D296	D298	D299	Ø = 47.0mm
38mm	D380	D381	D382	D383	D384	D385	D386	D388	D389	Ø = 57.0mm

* Cannot be used with soft-touch collet knobs.





Timeless 'Classics'

Function, styling, handling and simplicity of use are the hallmarks of these quality control knobs.

Collet Knobs

The main criteria in the design of collet knobs and accessories have always been function, styling, handling and simplicity of use. Accessories, including caps, pointers, figure dials and nut covers have been designed to push-fit into the collet knob body to give added versatility.

All Collect knob bodies, caps, pointers and nut covers are manufactured in nylon with a finely textured matt finish. Transparent figure dials are manufactured in polycarbonate, coloured dials are nylon. Collets, housings and nuts, fitted into the knobs during manufacture, are of brass and will accommodate a wide range of shaft diameters and bush lengths. All knobs shown are available in black or grey as standard. Other colours are available to order.

Two colour soft-touch collet knobs

These items meet the needs of the general industrial and audio market for a soft-touch finish as an alternative to the traditional hard surface finish.

The two shot process, using polypropylene and thermoplastic elastomer, allows the indicator line to be moulded rather than printed. Full details are specified on page 6. The standard body colour is black and the line, when specified, is white. Other colour combinations are available to order - please refer to page 9.

Both items can be used as a dual concentric set.

Dual Concentric Assemblies

This table shows the knob combinations suitable for dual concentric assemblies. Please contact the sales office for details of special through hole collets, if required.

TOP	BASE
10mm	13mm
11mm	15mm
15mm	21mm
21mm	29mm

Accessories

All collet knobs are designed to accept caps once fitted to the shaft. These with other accessories are details on page 6, with available colours on page 9.

Installation Torque

The maximum torque that should be applied to collet nuts when installing them on a shaft is as follows:

Turning Torque

The torque that can be transmitted by knobs without slipping, assuming the knob has been adequately tightened on the shaft, is as follows:

Knob Type	Shafts	Shafts	Knob Type	Shafts	Shafts
	2mm, 3mm, 4mm and 1/8 in	6mm, 1/4 in and 3/16 in		2mm, 3mm, 4mm and 1/8 in and 3/16 in	6mm and 1/4 in
	N.m	N.m		N.m	N.m
S10 S11, SP11, K11 S13	0.294		S10 S11, SP11, K11 S13	0.245	
S15, SD15, SN15, SB15, SW15	0.784		S15, SN15, SP15, SB15, SW15	0.392	0.784
K15, W15, K21, KP21, W21, K29, W29	1.471		K15, W15 S21, SP21, SB21, K21, KP21, W21 S29, SP29, SB29, SW29, K29, W29 S38, SC38	0.588	
S21, SP21, SB21, SW21 S29, SP29, SB29, SW29 S38, SC38	0.784	1.471	S47, SC47, SCF47		1.176
S47, SC47, SCF47					

Conventional push-on knobs

A quality push-on knob manufactured in nylon, matching the style of the collet range, with a finely textured matt finish. All require a cap as per the collet range (other accessories cannot be fitted). All knobs shown are available in black or grey as standard. Other colours are available to order. Please refer to Page 9.

Shaft configuration

Our push-on knobs have been designed to provide a simple and secure shaft attachment. The internal moulding grips the shaft securely, with 'D' shape, splined or slotted configurations. Some 'D' shape shafts feature an integral metal compression ring.



Line positioning for flatted shafts

As standard, line printing, if required, will be in the position detailed in the drawings below. Should you require alternative line positioning, please state the location with your order. The printed line may be positioned

centrally in any flute; flutes are at increments of 60° on 11mm knobs, 45° on 15mm knobs, 36° on 21mm knobs and 30° on 29mm knobs. The 15mm bar knob is shown below in the SIFAM standard

form, with the wings perpendicular to the shaft 'flat'. However, the angle of the wings to the 'flat' of the shaft may be altered by 45° increments if required.



Dual Concentric

11 & 15mm knobs can be supplied for this application. Please contact sales office for details.

<p>11mm</p> <p>DA110/111 DB110/111 DR110/111 TP110/111</p> <p>D shaft with compression ring</p> <table border="1"> <tr> <th>Shaft</th> <th>Flat/Sp</th> <th>Plain</th> <th>With line</th> </tr> <tr> <td>4mm</td> <td>3mm</td> <td>DA110 004</td> <td>DA111 004</td> </tr> <tr> <td>4mm</td> <td>2.5mm</td> <td>DB110 004</td> <td>DB111 004</td> </tr> </table> <p>D shaft without compression ring</p> <table border="1"> <tr> <td>6mm</td> <td>4.5mm</td> <td>DR110 006</td> <td>DR111 006</td> </tr> </table> <p>Splined shaft without compression ring</p> <table border="1"> <tr> <td>6mm</td> <td>18sp</td> <td>TP110 006</td> <td>TP111 006</td> </tr> </table>	Shaft	Flat/Sp	Plain	With line	4mm	3mm	DA110 004	DA111 004	4mm	2.5mm	DB110 004	DB111 004	6mm	4.5mm	DR110 006	DR111 006	6mm	18sp	TP110 006	TP111 006	<p>11mm</p> <p>DRK110/111</p> <p>D shaft without compression ring</p> <table border="1"> <tr> <th>Shaft</th> <th>Flat/Sp</th> <th>Plain</th> <th>With line</th> </tr> <tr> <td>6mm</td> <td>4.5mm</td> <td>DRK110 006</td> <td>DRK111 006</td> </tr> </table>	Shaft	Flat/Sp	Plain	With line	6mm	4.5mm	DRK110 006	DRK111 006	<p>11mm</p> <p>DAN110/111 DPN110/111 DRN110/111 TPN110/111</p> <p>D shaft with compression ring</p> <table border="1"> <tr> <th>Shaft</th> <th>Flat/Sp</th> <th>Plain</th> <th>With line</th> </tr> <tr> <td>1/8 in</td> <td>2.38mm</td> <td>DAN110 125</td> <td>DAN111 125</td> </tr> <tr> <td>4mm</td> <td>3mm</td> <td>DAN110 004</td> <td>DAN111 004</td> </tr> </table> <p>D shaft without compression ring</p> <table border="1"> <tr> <td>4mm</td> <td>3mm</td> <td>DPN110 004</td> <td>DPN111 004</td> </tr> <tr> <td>6mm</td> <td>4.5mm</td> <td>DRN110 006</td> <td>DRN111 006</td> </tr> </table> <p>Splined shaft without compression ring</p> <table border="1"> <tr> <td>4.55mm</td> <td>18sp</td> <td>TPN110 180</td> <td>TPN111 180</td> </tr> <tr> <td>6mm</td> <td>18sp</td> <td>TPN110 006</td> <td>TPN111 006</td> </tr> </table>	Shaft	Flat/Sp	Plain	With line	1/8 in	2.38mm	DAN110 125	DAN111 125	4mm	3mm	DAN110 004	DAN111 004	4mm	3mm	DPN110 004	DPN111 004	6mm	4.5mm	DRN110 006	DRN111 006	4.55mm	18sp	TPN110 180	TPN111 180	6mm	18sp	TPN110 006	TPN111 006	<p>11mm</p> <p>TPP110/111</p> <p>Splined shaft without compression ring</p> <table border="1"> <tr> <th>Shaft</th> <th>Flat/Sp</th> <th>Plain</th> <th>With line</th> </tr> <tr> <td>6mm</td> <td>18sp</td> <td>TPP110 006</td> <td>TPP111 006</td> </tr> </table>	Shaft	Flat/Sp	Plain	With line	6mm	18sp	TPP110 006	TPP111 006																																																				
Shaft	Flat/Sp	Plain	With line																																																																																																																				
4mm	3mm	DA110 004	DA111 004																																																																																																																				
4mm	2.5mm	DB110 004	DB111 004																																																																																																																				
6mm	4.5mm	DR110 006	DR111 006																																																																																																																				
6mm	18sp	TP110 006	TP111 006																																																																																																																				
Shaft	Flat/Sp	Plain	With line																																																																																																																				
6mm	4.5mm	DRK110 006	DRK111 006																																																																																																																				
Shaft	Flat/Sp	Plain	With line																																																																																																																				
1/8 in	2.38mm	DAN110 125	DAN111 125																																																																																																																				
4mm	3mm	DAN110 004	DAN111 004																																																																																																																				
4mm	3mm	DPN110 004	DPN111 004																																																																																																																				
6mm	4.5mm	DRN110 006	DRN111 006																																																																																																																				
4.55mm	18sp	TPN110 180	TPN111 180																																																																																																																				
6mm	18sp	TPN110 006	TPN111 006																																																																																																																				
Shaft	Flat/Sp	Plain	With line																																																																																																																				
6mm	18sp	TPP110 006	TPP111 006																																																																																																																				
<p>15mm</p> <p>DA150/151 DB150/151 DC150/151 DR150/151 TP150/151</p> <p>D shaft with compression ring</p> <table border="1"> <tr> <th>Shaft</th> <th>Flat/Sp</th> <th>Plain</th> <th>With line</th> </tr> <tr> <td>4mm</td> <td>3mm</td> <td>DA150 004</td> <td>DA151 004</td> </tr> <tr> <td>6mm</td> <td>5mm</td> <td>DB150 006</td> <td>DB151 006</td> </tr> <tr> <td>6mm</td> <td>4mm</td> <td>DB150 006</td> <td>DB151 006</td> </tr> <tr> <td>6mm</td> <td>4.5mm</td> <td>DC150 006</td> <td>DC151 006</td> </tr> <tr> <td>1/4 in</td> <td>5.54mm</td> <td>DA150 250</td> <td>DA151 250</td> </tr> <tr> <td>1/4 in</td> <td>4mm</td> <td>DB150 250</td> <td>DB151 250</td> </tr> </table> <p>D shaft without compression ring</p> <table border="1"> <tr> <td>6mm</td> <td>4.5mm</td> <td>DR150 006</td> <td>DR151 006</td> </tr> </table> <p>Splined shaft without compression ring</p> <table border="1"> <tr> <td>6mm</td> <td>18sp</td> <td>TP150 006</td> <td>TP151 006</td> </tr> </table>	Shaft	Flat/Sp	Plain	With line	4mm	3mm	DA150 004	DA151 004	6mm	5mm	DB150 006	DB151 006	6mm	4mm	DB150 006	DB151 006	6mm	4.5mm	DC150 006	DC151 006	1/4 in	5.54mm	DA150 250	DA151 250	1/4 in	4mm	DB150 250	DB151 250	6mm	4.5mm	DR150 006	DR151 006	6mm	18sp	TP150 006	TP151 006	<p>15mm</p> <p>DAK150/151 DBK150/151 DCK150/151</p> <p>D shaft with compression ring</p> <table border="1"> <tr> <th>Shaft</th> <th>Flat/Sp</th> <th>Plain</th> <th>With line</th> </tr> <tr> <td>4mm</td> <td>3mm</td> <td>DAK150 004</td> <td>DAK151 004</td> </tr> <tr> <td>6mm</td> <td>5mm</td> <td>DBK150 006</td> <td>DBK151 006</td> </tr> <tr> <td>6mm</td> <td>4mm</td> <td>DBK150 006</td> <td>DBK151 006</td> </tr> <tr> <td>6mm</td> <td>4.5mm</td> <td>DCK150 006</td> <td>DCK151 006</td> </tr> <tr> <td>1/4 in</td> <td>5.54mm</td> <td>DAK150 250</td> <td>DAK151 250</td> </tr> </table>	Shaft	Flat/Sp	Plain	With line	4mm	3mm	DAK150 004	DAK151 004	6mm	5mm	DBK150 006	DBK151 006	6mm	4mm	DBK150 006	DBK151 006	6mm	4.5mm	DCK150 006	DCK151 006	1/4 in	5.54mm	DAK150 250	DAK151 250	<p>15mm</p> <p>DRD150/157</p> <p>D shaft without compression ring</p> <table border="1"> <tr> <th>Shaft</th> <th>Flat/Sp</th> <th>Plain</th> <th>With line</th> </tr> <tr> <td>6mm</td> <td>4.5mm</td> <td>DRD150 006</td> <td>DRD157 006</td> </tr> </table>	Shaft	Flat/Sp	Plain	With line	6mm	4.5mm	DRD150 006	DRD157 006	<p>15mm</p> <p>DAN150/151 DBN150/151 DCN150/151 DPN150/151 TPN150/151</p> <p>D shaft with compression ring</p> <table border="1"> <tr> <th>Shaft</th> <th>Flat/Sp</th> <th>Plain</th> <th>With line</th> </tr> <tr> <td>4mm</td> <td>3mm</td> <td>DAN150 004</td> <td>DAN151 004</td> </tr> <tr> <td>6mm</td> <td>5mm</td> <td>DAN150 006</td> <td>DAN151 006</td> </tr> <tr> <td>6mm</td> <td>4mm</td> <td>DBN150 006</td> <td>DBN151 006</td> </tr> <tr> <td>6mm</td> <td>4.5mm</td> <td>DCN150 006</td> <td>DCN151 006</td> </tr> <tr> <td>1/4 in</td> <td>5.54mm</td> <td>DAN150 250</td> <td>DAN151 250</td> </tr> <tr> <td>1/4 in</td> <td>4mm</td> <td>DBN150 250</td> <td>DBN151 250</td> </tr> </table> <p>D shaft without compression ring</p> <table border="1"> <tr> <td>6mm</td> <td>5mm</td> <td>DPN150 006</td> <td>DPN151 006</td> </tr> <tr> <td>1/4 in</td> <td>5.54mm</td> <td>DPN150 250</td> <td>DPN151 250</td> </tr> </table> <p>Splined shaft without compression ring</p> <table border="1"> <tr> <td>4.55mm</td> <td>18sp</td> <td>TPN150 180</td> <td>TPN151 180</td> </tr> <tr> <td>6mm</td> <td>18sp</td> <td>TPN150 006</td> <td>TPN151 006</td> </tr> <tr> <td>1/4 in</td> <td>24sp</td> <td>TPN150 250</td> <td>TPN151 250</td> </tr> </table>	Shaft	Flat/Sp	Plain	With line	4mm	3mm	DAN150 004	DAN151 004	6mm	5mm	DAN150 006	DAN151 006	6mm	4mm	DBN150 006	DBN151 006	6mm	4.5mm	DCN150 006	DCN151 006	1/4 in	5.54mm	DAN150 250	DAN151 250	1/4 in	4mm	DBN150 250	DBN151 250	6mm	5mm	DPN150 006	DPN151 006	1/4 in	5.54mm	DPN150 250	DPN151 250	4.55mm	18sp	TPN150 180	TPN151 180	6mm	18sp	TPN150 006	TPN151 006	1/4 in	24sp	TPN150 250	TPN151 250
Shaft	Flat/Sp	Plain	With line																																																																																																																				
4mm	3mm	DA150 004	DA151 004																																																																																																																				
6mm	5mm	DB150 006	DB151 006																																																																																																																				
6mm	4mm	DB150 006	DB151 006																																																																																																																				
6mm	4.5mm	DC150 006	DC151 006																																																																																																																				
1/4 in	5.54mm	DA150 250	DA151 250																																																																																																																				
1/4 in	4mm	DB150 250	DB151 250																																																																																																																				
6mm	4.5mm	DR150 006	DR151 006																																																																																																																				
6mm	18sp	TP150 006	TP151 006																																																																																																																				
Shaft	Flat/Sp	Plain	With line																																																																																																																				
4mm	3mm	DAK150 004	DAK151 004																																																																																																																				
6mm	5mm	DBK150 006	DBK151 006																																																																																																																				
6mm	4mm	DBK150 006	DBK151 006																																																																																																																				
6mm	4.5mm	DCK150 006	DCK151 006																																																																																																																				
1/4 in	5.54mm	DAK150 250	DAK151 250																																																																																																																				
Shaft	Flat/Sp	Plain	With line																																																																																																																				
6mm	4.5mm	DRD150 006	DRD157 006																																																																																																																				
Shaft	Flat/Sp	Plain	With line																																																																																																																				
4mm	3mm	DAN150 004	DAN151 004																																																																																																																				
6mm	5mm	DAN150 006	DAN151 006																																																																																																																				
6mm	4mm	DBN150 006	DBN151 006																																																																																																																				
6mm	4.5mm	DCN150 006	DCN151 006																																																																																																																				
1/4 in	5.54mm	DAN150 250	DAN151 250																																																																																																																				
1/4 in	4mm	DBN150 250	DBN151 250																																																																																																																				
6mm	5mm	DPN150 006	DPN151 006																																																																																																																				
1/4 in	5.54mm	DPN150 250	DPN151 250																																																																																																																				
4.55mm	18sp	TPN150 180	TPN151 180																																																																																																																				
6mm	18sp	TPN150 006	TPN151 006																																																																																																																				
1/4 in	24sp	TPN150 250	TPN151 250																																																																																																																				
<p>15mm</p> <p>TPP150/151</p> <p>Splined shaft without compression ring</p> <table border="1"> <tr> <th>Shaft</th> <th>Flat/Sp</th> <th>Plain</th> <th>With line</th> </tr> <tr> <td>6mm</td> <td>18sp</td> <td>TPP150 006</td> <td>TPP151 006</td> </tr> </table>	Shaft	Flat/Sp	Plain	With line	6mm	18sp	TPP150 006	TPP151 006	<p>15mm</p> <p>DANB150/151 DBNB150/151</p> <p>D shaft with compression ring</p> <table border="1"> <tr> <th>Shaft</th> <th>Flat/Sp</th> <th>Plain</th> <th>With line</th> </tr> <tr> <td>6mm</td> <td>5mm</td> <td>DANB150 006</td> <td>DANB151 006</td> </tr> <tr> <td>6mm</td> <td>4mm</td> <td>DBNB150 006</td> <td>DBNB151 006</td> </tr> <tr> <td>1/4 in</td> <td>5.54mm</td> <td>DANB150 250</td> <td>DANB151 250</td> </tr> </table>	Shaft	Flat/Sp	Plain	With line	6mm	5mm	DANB150 006	DANB151 006	6mm	4mm	DBNB150 006	DBNB151 006	1/4 in	5.54mm	DANB150 250	DANB151 250	<p>21mm</p> <p>DA210/211 DB210/211 TP210/211</p> <p>D shaft with compression ring</p> <table border="1"> <tr> <th>Shaft</th> <th>Flat/Sp</th> <th>Plain</th> <th>With line</th> </tr> <tr> <td>4mm</td> <td>3mm</td> <td>DA210 004</td> <td>DA211 004</td> </tr> <tr> <td>6mm</td> <td>5mm</td> <td>DA210 006</td> <td>DA211 006</td> </tr> <tr> <td>6mm</td> <td>4mm</td> <td>DB210 006</td> <td>DB211 006</td> </tr> <tr> <td>1/4 in</td> <td>5.54mm</td> <td>DA210 250</td> <td>DA211 250</td> </tr> </table> <p>Splined shaft without compression ring</p> <table border="1"> <tr> <td>4.55mm</td> <td>18sp</td> <td>TP210 180</td> <td>TP211 180</td> </tr> <tr> <td>1/4 in</td> <td>24sp</td> <td>TP210 250</td> <td>TP211 250</td> </tr> </table>	Shaft	Flat/Sp	Plain	With line	4mm	3mm	DA210 004	DA211 004	6mm	5mm	DA210 006	DA211 006	6mm	4mm	DB210 006	DB211 006	1/4 in	5.54mm	DA210 250	DA211 250	4.55mm	18sp	TP210 180	TP211 180	1/4 in	24sp	TP210 250	TP211 250	<p>29mm</p> <p>DAK290/291 DBK290/291 DQK290/291</p> <p>D shaft with compression ring</p> <table border="1"> <tr> <th>Shaft</th> <th>Flat/Sp</th> <th>Plain</th> <th>With line</th> </tr> <tr> <td>3/16 in</td> <td>4mm</td> <td>DAK290 187</td> <td>DAK291 187</td> </tr> <tr> <td>6mm</td> <td>5mm</td> <td>DBK290 006</td> <td>DBK291 006</td> </tr> <tr> <td>6mm</td> <td>4mm</td> <td>DBK290 006</td> <td>DBK291 006</td> </tr> <tr> <td>1/4 in</td> <td>5.54mm</td> <td>DAK290 250</td> <td>DAK291 250</td> </tr> </table> <p>D shaft without compression ring</p> <table border="1"> <tr> <td>6mm</td> <td>4mm</td> <td>DQK290 006</td> <td>DQK291 006</td> </tr> </table>	Shaft	Flat/Sp	Plain	With line	3/16 in	4mm	DAK290 187	DAK291 187	6mm	5mm	DBK290 006	DBK291 006	6mm	4mm	DBK290 006	DBK291 006	1/4 in	5.54mm	DAK290 250	DAK291 250	6mm	4mm	DQK290 006	DQK291 006																																								
Shaft	Flat/Sp	Plain	With line																																																																																																																				
6mm	18sp	TPP150 006	TPP151 006																																																																																																																				
Shaft	Flat/Sp	Plain	With line																																																																																																																				
6mm	5mm	DANB150 006	DANB151 006																																																																																																																				
6mm	4mm	DBNB150 006	DBNB151 006																																																																																																																				
1/4 in	5.54mm	DANB150 250	DANB151 250																																																																																																																				
Shaft	Flat/Sp	Plain	With line																																																																																																																				
4mm	3mm	DA210 004	DA211 004																																																																																																																				
6mm	5mm	DA210 006	DA211 006																																																																																																																				
6mm	4mm	DB210 006	DB211 006																																																																																																																				
1/4 in	5.54mm	DA210 250	DA211 250																																																																																																																				
4.55mm	18sp	TP210 180	TP211 180																																																																																																																				
1/4 in	24sp	TP210 250	TP211 250																																																																																																																				
Shaft	Flat/Sp	Plain	With line																																																																																																																				
3/16 in	4mm	DAK290 187	DAK291 187																																																																																																																				
6mm	5mm	DBK290 006	DBK291 006																																																																																																																				
6mm	4mm	DBK290 006	DBK291 006																																																																																																																				
1/4 in	5.54mm	DAK290 250	DAK291 250																																																																																																																				
6mm	4mm	DQK290 006	DQK291 006																																																																																																																				

Colour Charts

Item Colour	Print Colour**	Collet Knobs		Soft Touch Collet Knobs		Conventional Push-on Knobs	Caps	Nut Covers**	Pointers**	Coloured Figure Dials**	Stators**	Two Colour Push-on Knobs Hard or Soft finish		Single Colour Slider	Two Colour Slider Knobs Hard or Soft finish		Pushbuttons
		Line	Body	Line	Body							Pointer	Body		Line	Body	
Black	W	✓	0	✓	✓	✓	✓	✓	✓	✓	✓	✓	✓	✓	✓	✓	✓
Dark Grey	W	0	0	0	X	X	X	X	X	X	-	✓	X	X	✓	X	0
Mid Grey	B	0	0	0	X	X	X	X	X	X	-	✓	X	X	✓	X	0
Grey	B	✓	✓	0	✓	✓	✓	✓	✓	X	-	✓	X	X	✓	X	✓
White	B	0	0	0	X	X	X	X	X	X	-	✓	X	X	✓	X	✓
Lupin	B	0	0	0	X	X	X	X	X	X	-	✓	X	X	✓	X	0
Red	W	0	0	0	X	✓	✓	✓	✓	X	-	✓	X	X	✓	X	✓
Orange	W	0	0	0	X	✓	X	X	X	X	-	✓	X	X	✓	X	0
Yellow	B	0	0	0	X	✓	X	✓	✓	X	-	✓	X	X	✓	X	0
Cream	B	0	0	0	X	X	X	X	X	X	-	✓	X	X	✓	X	0
Peach	B	0	0	0	X	X	X	X	X	X	-	✓	X	X	✓	X	0
Hopsack	B	0	0	0	X	X	X	X	X	X	-	✓	X	X	✓	X	0
Pastel Green	B	0	0	0	X	X	X	X	X	X	-	✓	X	X	✓	X	0
Bright Green	W	0	0	0	X	X	X	X	X	X	-	✓	X	X	✓	X	0
Green	W	0	0	0	X	✓	X	✓	✓	X	-	✓	X	X	✓	X	0
Pale Blue	B	0	0	0	X	X	X	X	X	X	-	✓	X	X	✓	X	0
Bright Aqua	W	0	0	0	X	X	X	X	X	X	-	✓	X	X	✓	X	0
Blue	W	0	0	0	X	✓	X	✓	✓	X	-	✓	X	X	✓	X	0
Magenta	W	0	0	0	X	X	X	X	X	X	-	✓	X	X	✓	X	0

✓ = Standard X = 1000 pcs minimum 0 = 5000 pcs minimum W = White B = Black ** = Not applicable to Soft Touch Collet knobs

Push-on knobs – two colour in soft/hard touch

In addition to our conventional range of push-on knobs, we offer more specialised items, each incorporating design features tailored to meet the changing requirements of some customers.

A two shot moulding process is used so that the cap/pointer is an integral part of the knob, thus avoiding subsequent assembly costs. Soft touch knobs are of polypropylene and thermoplastic elastomer to provide a smooth velvet feel, the hard touch is all polypropylene.

Colours

The standard body colour is Black. Other colours are available to order. Pointers are available in a wide range of colours.


Please refer to Page 9 for colour options.

Ordering procedure

Please quote the part number and state required body and pointer colour. Available colours are referred to on Page 9. For special colours please contact the Sales Office. For items fitting to D shafts the pointer will be positioned as standard adjacent the flat. If alternative orientation is required please state the number of degrees clockwise from the standard position when viewed from the bottom. Minimum quantity 1000.

Packaging

Push-on knobs will be packed in bulk.



3/02		11mm
3/03		11mm
		11mm
		11mm
3/03		11mm
3/03		13mm
3/04 6/04		11mm
3/05 6/05		10mm
3/05 6/05		12mm

Dimensions	Part Number	Shaft Style	Description
	3/02/TPN110 006	 6mm SHAFT Ø, 18 SPLINES	Traditional SIFAM styling with integral nut cover and soft touch finish. The pointer continues over to the top centre of the knob body. The top of the knob is colour co-ordinated with the pointer.
	3/02/DRN110 006	 6mm SHAFT Ø, 4.5mm FLAT SIZE <i>Specify orientation of pointer to flat</i>	
	3/03/TP110 006	 6mm SHAFT Ø, 18 SPLINES	Traditional SIFAM styling in soft touch finish. The pointer continues over to top centre of the knob body to provide accurate positioning without the more prominent colour coding of the 3/02 series.
	3/03/DP110 004	 4mm SHAFT Ø, 3mm FLAT SIZE <i>Specify orientation of pointer to flat</i>	
	3/03/DR110 006	 6mm SHAFT Ø, 4.5mm FLAT SIZE <i>Specify orientation of pointer to flat</i>	
	3/03/TPN110 006	 6mm SHAFT Ø, 18 SPLINES	As above but with integral nut cover. Available in both 11mm and 13mm diameters.
	3/03/DRN110 006	 6mm SHAFT Ø, 4.5mm FLAT SIZE <i>Specify orientation of pointer to flat</i>	
	3/03/TPN130 006	 6mm SHAFT Ø, 18 SPLINES	
	3/03/DRN130 006	 6mm SHAFT Ø, 4.5mm FLAT SIZE <i>Specify orientation of pointer to flat</i>	
	3/04/TPP110 006	 6mm SHAFT Ø, 18 SPLINES	Contemporary styling with pointer continuing to top centre. With the smooth finish gripping pips are provided around the top surface. The 3/04 Series has a soft touch finish and the 6/04 a hard finish. The 6/04 Series only is also available in a three colour version. Please contact the Sales Office for availability.
	6/04/TPP110 006		
	3/04/DRP110 006	 6mm SHAFT Ø, 4.5mm FLAT SIZE <i>Specify orientation of pointer to flat</i>	
	6/04/DRNP110 006		
	3/05/TPP100 006	 6mm SHAFT Ø, 18 SPLINES	Modern styling with integral nut cover and pointer extending over the top centre of the knob body. Available in both 10mm and 12mm body diameters. The 3/05 Series has a soft touch finish and 6/05 a hard finish.
	6/05/TPP100 006		
	3/05/DRP100 006	 6mm SHAFT Ø, 4.5mm FLAT SIZE <i>Specify orientation of pointer to flat</i>	
	3/05/TPNP120 006	 6mm SHAFT Ø, 18 SPLINES	
	6/05/TPNP120 006		
	3/05/DRNP120 006	 6mm SHAFT Ø, 4.5mm FLAT SIZE <i>Specify orientation of pointer to flat</i>	
	6/05/DRNP120 006		

Slider knobs

SIFAM's slider knobs are designed and shaped to provide a stylish appearance with ease of control. The extensive range, in a matt finish, is intended to suit the needs of both applications and users.

Various materials are used depending on the design. Where nylon is specified this will match the finish of other SIFAM control knobs and pushbuttons moulded in this material. Likewise soft touch versions complement the rotary push-on knobs with the same finish.

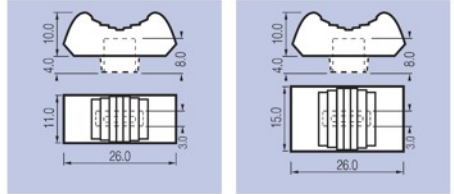
Slider knobs are available, as standard, with black body mouldings but other colours are available. Lines whether printed or moulded are supplied in white, as standard, but other colours are available to order and can complement control knobs and pushbuttons, if required. Available colours are referred to on Page 9. Apart from the tang sizes shown, others may be able to be accommodated.

Should you have a requirement not covered by our standard range, please contact the Sales Office.



02 LK110 **02 LK150**
04 LK110 **04 LK150**

Moulded in nylon the optional indicator line is printed on the top only. The 04 model has an underhang for the 01 tang only.



Tang Details

<p>01</p>	<p>PLAIN 02 LK110 01 04 LK110 01</p> <p>WITH LINE 02 LK111 01 04 LK111 01</p>	<p>PLAIN 02 LK150 01 04 LK150 01</p> <p>WITH LINE 02 LK151 01 04 LK151 01</p>
<p>02</p>	<p>PLAIN 02 LK110 02</p> <p>WITH LINE 02 LK111 02</p>	<p>PLAIN 02 LK150 02</p> <p>WITH LINE 02 LK151 02</p>
<p>03</p>	<p>PLAIN 02 LK110 03</p> <p>WITH LINE 02 LK111 03</p>	<p>PLAIN 02 LK150 03</p> <p>WITH LINE 02 LK151 03</p>
<p>04</p>	<p>PLAIN 02 LK110 04</p> <p>WITH LINE 02 LK111 04</p>	<p>PLAIN 02 LK150 04</p> <p>WITH LINE 02 LK151 04</p>
<p>08</p>	<p>PLAIN 02 LK110 08</p> <p>WITH LINE 02 LK111 08</p>	<p>PLAIN 02 LK150 08</p> <p>WITH LINE 02 LK151 08</p>

Pushbuttons


SIFAM's pushbuttons are moulded in a matt-finish nylon to match the style and appearance of other SIFAM control knobs.

They are available, as standard, in black, grey, red and white. Other colours are available to order, please refer to Page 9. Should you have a requirement not covered by our standard range, please contact the Sales Office.

Special Printing

We are happy to offer our printing facility to those customers requiring special markings on our pushbutton products. Letters, numbers, symbols or logos may be printed to provide a high quality, durable, versatile and cost-effective added feature.

Please note that minimum order quantities apply to printed pushbuttons and other special requirements.



3/02 LK110		3/02 LK150		4/02 LK110		4/02 LK150		05 LK080		05 LK120	
Two shot, two colour soft touch finish with the outer body moulded in thermoplastic elastomer gives a smooth velvet feel. The indicator line, moulded in polypropylene, extends across the top and both sides.				Two shot, two colour design is a variant of the 3/02 model with both the body and line moulded in nylon.				Moulded in nylon the optional indicator line is printed on the top only.			
WITH LINE 3/02 LK110 01		WITH LINE 3/02 LK150 01		WITH LINE 4/02 LK110 01		WITH LINE 4/02 LK150 01					
				WITH LINE 4/02 LK110 02		WITH LINE 4/02 LK150 02					
WITH LINE 3/02 LK110 03		WITH LINE 3/02 LK150 03		WITH LINE 4/02 LK110 03		WITH LINE 4/02 LK150 03		PLAIN 05 LK080 03		PLAIN 05 LK120 03	
								WITH LINE 05 LK081 03		WITH LINE 05 LK121 03	
WITH LINE 3/02 LK110 04		WITH LINE 3/02 LK150 04		WITH LINE 4/02 LK110 04		WITH LINE 4/02 LK150 04		PLAIN 05 LK080 04		PLAIN 05 LK120 04	
								WITH LINE 05 LK081 04		WITH LINE 05 LK121 04	
WITH LINE 3/02 LK110 08		WITH LINE 3/02 LK150 08		WITH LINE 4/02 LK110 08		WITH LINE 4/02 LK150 08					

	Part Number	Shaft Size (mm)	Printing
Rectangular 	PB 01/50/000 (RECESSED TOP) PB 01/51/000 (RECESSED TOP) PB 07/50/000 (FLAT TOP) PB 07/51/000 (FLAT TOP)	3.3 2.8 3.3 2.8	Maximum 1 line 6 characters 2 lines 6 characters per line
Illuminated 	4/001/PB 11/50/000 (FLAT TOP)	3.3	Maximum 1 line 4 characters 2 lines 4 characters per line
Illuminated 	4/001/PB 11/51/000 (FLAT TOP)	2.8	Maximum 1 line 4 characters 2 lines 4 characters per line
Round/Tapered 	PB 02/50/000 (RECESSED TOP) PB 02/51/000 (RECESSED TOP) PB 08/50/000 (FLAT TOP) PB 08/51/000 (FLAT TOP)	3.3 2.8 3.3 2.8	Maximum 1 line 2 characters
Square 	PB 03/50/000 (RECESSED TOP) PB 03/51/000 (RECESSED TOP) PB 09/50/000 (FLAT TOP) PB 09/51/000 (FLAT TOP)	3.3 2.8 3.3 2.8	Maximum 1 line 3 characters 2 lines 2 characters per line
Cylindrical 	PB 04/50/000 (RECESSED TOP) PB 04/51/000 (RECESSED TOP) PB 10/50/000 (FLAT TOP) PB 10/51/000 (FLAT TOP)	3.3 2.8 3.3 2.8	Maximum 1 line 2 characters