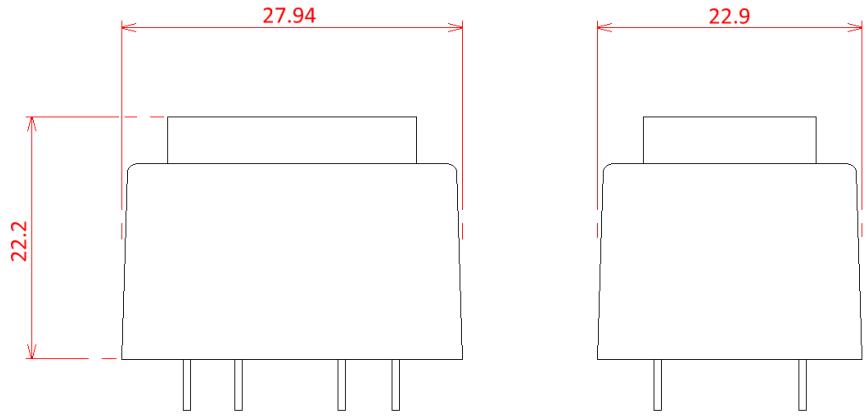
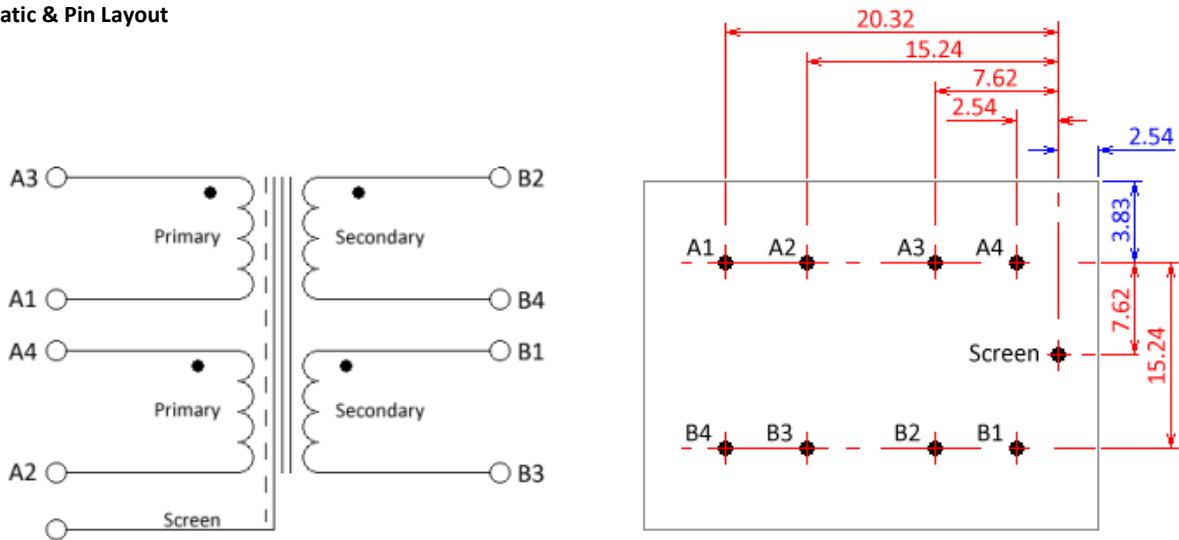


23-061 OEP A262A7E TRANSFORMER Analogue audio, PCB, general purpose



Schematic & Pin Layout



Mechanical Specifications

Turns ratio 1+1 : 1+1
 Dimensions (L x W x H) 27.94 x 22.9 x 22.2
 Pin diameter 0.7mm

Electrical Characteristics

Impedance 600Ω + 600Ω Primary per winding
 600Ω + 600Ω Secondary per winding

Series Connected 2.4kΩ C.T. to 2.4kΩ C.T.

DC Resistance (Ω +/- 15%) 42 + 42 & 58 + 58

Inductance (1kHz, 0.27V) 500mH + 500mH Primary
 500mH + 500mH Secondary
 13.5mH (typ) Leakage inductance across pins A3 – A2
 (A1 & A4 linked and pins B1 – B4 S/C)

Interwinding Capacitance (@10kHz) 55pF (typ) Primary to Secondary
 90 pF (typ) Primary to Screen
 110 pF (typ) Secondary to Screen
 (Primaries & Secondaries in parallel)

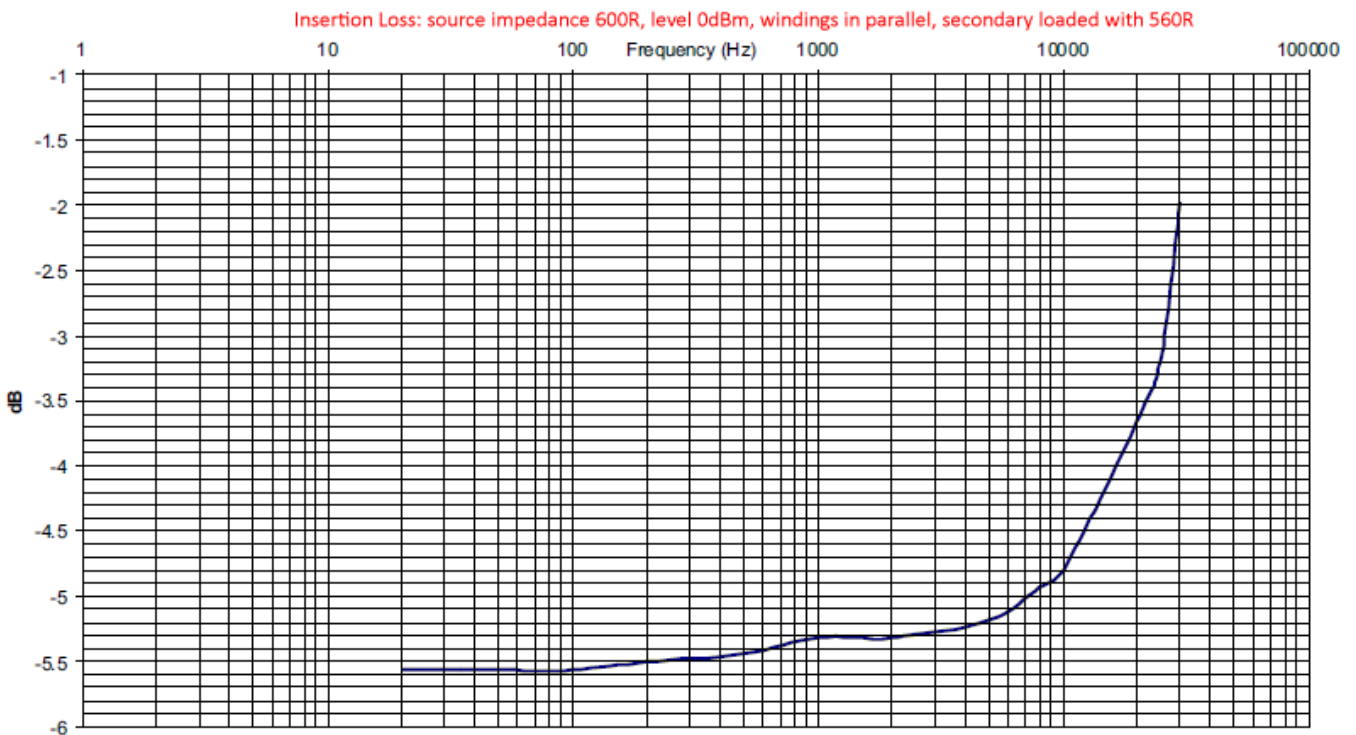
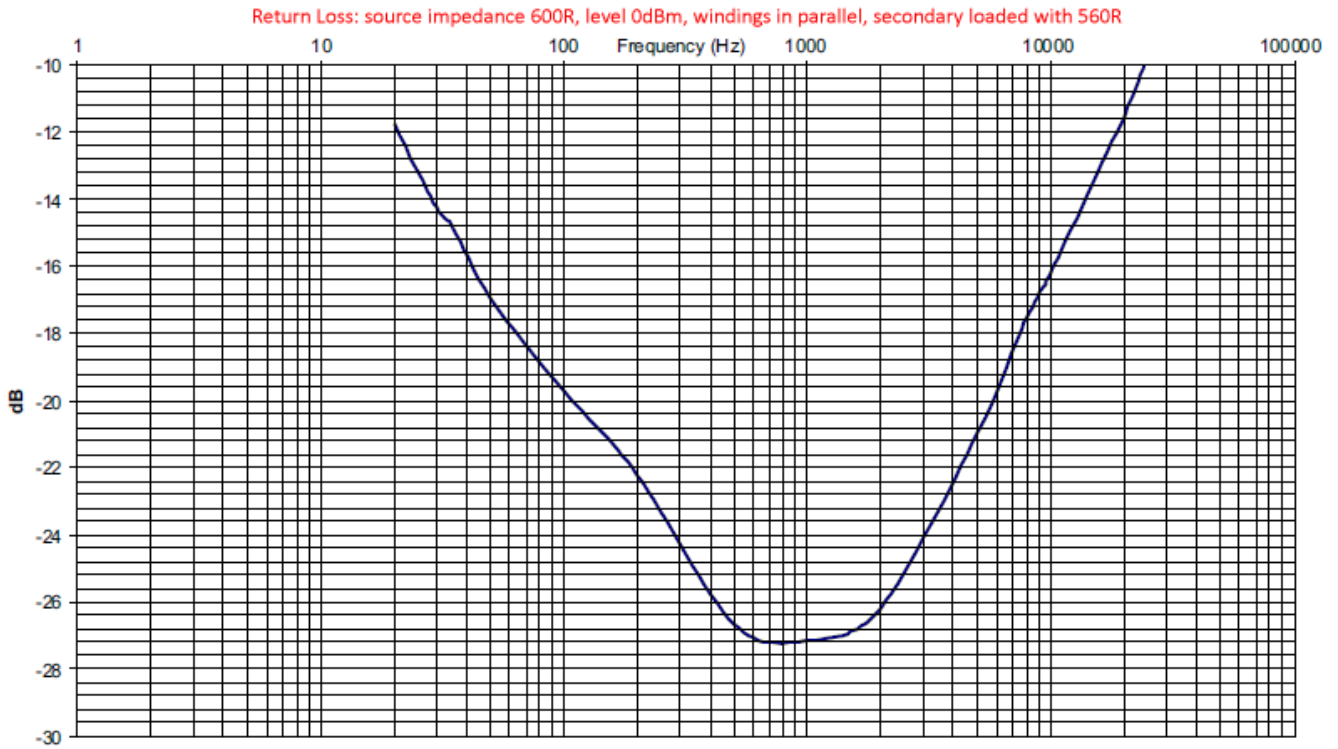
Power 100mW @ 300Hz
 2.5mW @ 50Hz
 1mW @ 30Hz

Proof Voltage 1kV DC

Operating Temperature -20 °C to +70°C
 Storage Temperature -25 °C to +120°C

23-061 OEP A262A7E TRANSFORMER Analogue audio, PCB, general purpose

Materials	(all materials UL94V-0 rated)	
Bobbin and box material:	FR530	UL file no. E69578(M) or 'Polyplastics Co. Ltd
Material name:	1140 A(C) 2-part epoxy resin type 3300A & 3300B or Epoxylite EIP4728	UL file no. E109088(M) UL file no. 218090 UL file no. E143115
Core:	class B (49% Ni) EE laminations	
Winding wire:	ECW.	UL file no. E174837
Tape:	3M No. 56 polyester or equivalent	



23-061 OEP A262A7E TRANSFORMER Analogue audio, PCB, general purpose

