

CAUTION: UNDER NO CIRCUMSTANCES CONNECT THESE PRODUCTS TO ANY MAINS POWER SUPPLY.

Models

- E520 SINGLE DIRECT INJECTION BOX (20-031)
- E525 DUAL DIRECT INJECTION BOX (20-032)
- E535 PANEL DIRECT INJECTION OBX (20-033)
- E540 HIGH ISOLATION DIRECT INJECTION BOX (20-034)
- E545 6 WAY RACK DIRECT INJECTION BOX - 3U (20-035)

All models use the same colour coded jack sockets.

The E540 High Isolation DI Box has no earth lift switch.

Output

A 3pin XLR type connector giving a floating output with a nominal level of 10mV, suitable for most microphone mixer inputs. Wiring to normal balanced twin screened cable is as follows:

- Pin 1 - Earth braid (screen)
- Pin 2 - Red wire (signal positive/hot)
- Pin 3 - Black wire (signal negative/cold)

For connections to unbalanced inputs use pins 1 & 3 joined together as earth, or ground, and pin 2 as signal positive (hot). If the mixer input connector is an unbalanced jack then XLR pins 1 & 3 go to sleeve and pin 2 to tip.

If hum problems (earth loops) are experienced they can often be solved by use of the earth lift switch.

Instrument Input

This input is for low level signals (maximum 1V) having a high input impedance suitable for musical instrument pickups. The input is via the white jack sockets either of which may be used since internally they are parallel connected. The jacks are mono, unbalanced types, as are all jack sockets on EMO DI Boxes. The most common connection is shown in Fig. 1.

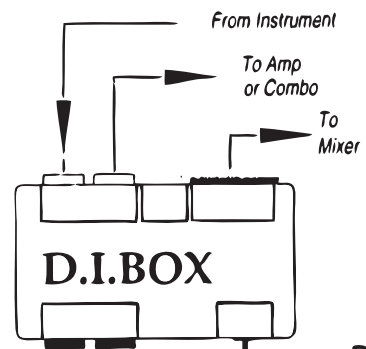


Fig. 1

Line Input

This is a medium level input (max 30V) for use with slave/line outputs on amplifiers and combination amplifiers. This is shown in Fig. 2.

This input will also work with synthesizers and other line level inputs.

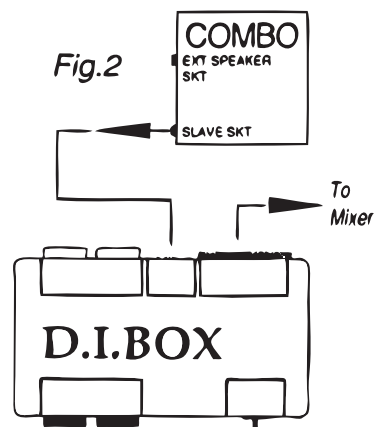
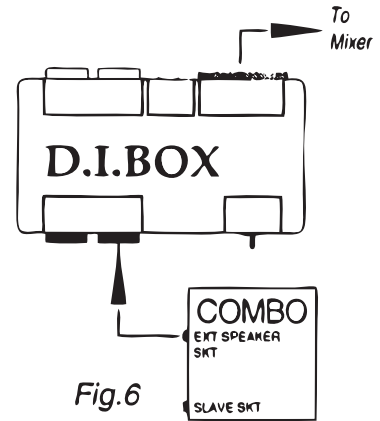
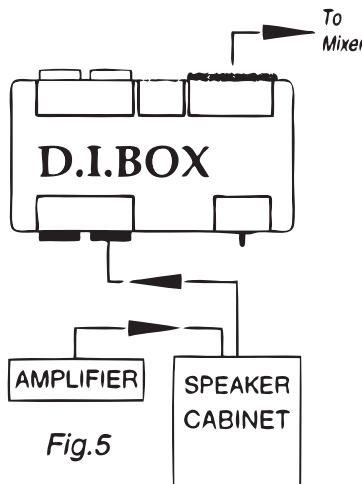
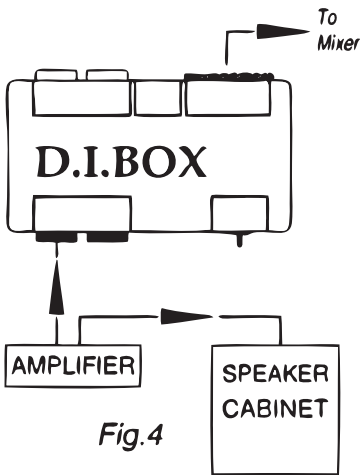
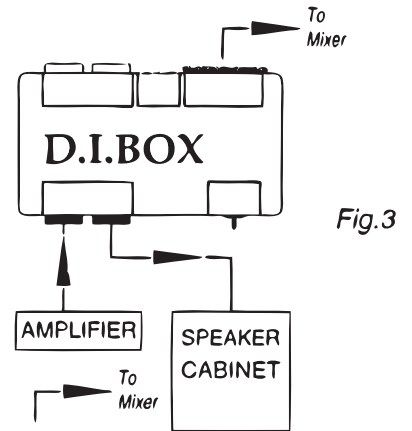


Fig. 2

Speaker Input

This is a high level input (max 100V) suitable for use with loudspeaker circuits including 100V line public address amplifier outputs. Normal connection is as in Fig.3, however the unit may be driven from a parallel speaker output from an amplifier (Fig. 4) or from a parallel speaker socket on a loudspeaker cabinet (Fig. 5).

A further method of connection to this input is as in Fig. 6.



Occasionally the unit may be susceptible to hum pickup when placed very close to transformers or power supplies as found in amplifiers. This problem is easily solved by moving the box.

Should any other problems occur, all cables/connectors should be checked before the unit is presumed to be at fault.

For further information or servicing please contact your local E.M.O. Dealer.